



Display Warmer
Model FW-CN-0825
Item 41787
Instruction Manual



Revised - 03/10/2023



Toll Free: 1-800-465-0234
Fax: 905-607-0234
Email: service@omcan.com
www.omcan.com



Table of Contents

Model FW-CN-0825

Section	Page
General Information -----	3 - 4
Safety and Warranty -----	4 - 5
Technical Specifications -----	5 - 6
Installation and Operation -----	6
Maintenance -----	7
Parts Breakdown -----	8 - 9
Electrical Schematics -----	10
Warranty Registration -----	11



General Information

Omcan Manufacturing and Distributing Company Inc., Food Machinery of America, Inc. dba Omcan and Omcan Inc. are not responsible for any harm or injury caused due to any person's improper or negligent use of this equipment. The product shall only be operated by someone over the age of 18, of sound mind, and not under the influence of any drugs or alcohol, who has been trained in the correct operation of this machine, and is wearing authorized, proper safety clothing. Any modification to the machine voids any warranty, and may cause harm to individuals using the machine or in the vicinity of the machine while in operation.

CHECK PACKAGE UPON ARRIVAL

Upon receipt of an Omcan shipment please inspect for external damage. If no damage is evident on the external packaging, open carton to ensure all ordered items are within the box, and there is no concealed damage to the machine. If the package has suffered rough handling, bumps or damage (visible or concealed), please note it on the bill of lading before accepting the delivery and contact Omcan within 24 hours, so we may initiate a claim with the carrier. A detailed report on the extent of the damage caused to the machine must be filled out within three days, from the delivery date shown in the shipping documents. Omcan has no recourse for damaged products that were shipped collect or third party.

Before operating any equipment, always read and familiarize yourself with all operation and safety instructions.

Omcan would like to thank you for purchasing this machine. It's of the utmost importance to save these instructions for future reference. Also save the original box and packaging for shipping the equipment if servicing or returning of the machine is required.

Omcan Fabrication et distribution Compañie Limité et Food Machinery d'Amérique, dba Omcan et Omcan Inc. ne sont pas responsables de tout dommage ou blessure causé du fait que toute personne ait utilisé cet équipement de façon irrégulière. Le produit ne doit être exploité que par quelqu'un de plus de 18 ans, saine d'esprit, et pas sous l'influence d'une drogue ou d'alcool, qui a été formé pour utiliser cette machine correctement, et est vêtu de vêtements de sécurité approprié. Toute modification de la machine annule toute garantie, et peut causer un préjudice à des personnes utilisant la machine ou des personnes à proximité de la machine pendant son fonctionnement.

VÉRIFIEZ LE COLIS DÈS RÉCEPTION

Dès réception d'une expédition d'Omcan veuillez inspecter pour dommages externes. Si aucun dommage n'est visible sur l'emballage externe, ouvrez le carton afin de s'assurer que tous les éléments commandés sont dans la boîte, et il n'y a aucun dommage dissimulé à la machine. Si le colis n'a subi aucune mauvaises manipulations, de bosses ou de dommages (visible ou cachée), notez-le sur le bond de livraison avant d'accepter la livraison et contactez Omcan dans les 24 heures qui suivent, pour que nous puissions engager une réclamation auprès du transporteur. Un rapport détaillé sur l'étendue des dommages causés à la machine doit être rempli dans un délai de trois jours, à compter de la date de livraison indiquée dans les documents d'expédition. Omcan n'a aucun droit de recours pour les produits endommagés qui ont été expédiés ou cueilli par un tiers transporteur.

General Information

Avant d'utiliser n'importe quel équipement, toujours lire et vous familiariser avec toutes les opérations et les consignes de sécurité.

Omcan voudrais vous remercier d'avoir choisi cette machine. Il est primordial de conserver ces instructions pour une référence ultérieure. Également conservez la boîte originale et l'emballage pour l'expédition de l'équipement si l'entretien ou le retour de la machine est nécessaire.

Omcan Empresa De Fabricacion Y Distribucion Inc. Y Maquinaria De Alimentos De America, Inc. dba Omcan y Omcan Inc. no son responsables de ningun daño o perjuicio causado por cualquier persona inadecuada o el uso descuidado de este equipo. El producto solo podra ser operado por una persona mayor de 18 años, en su sano juicio y no bajo alguna influencia de droga o alcohol, y que este ha sido entrenado en el correcto funcionamiento de esta máquina, y ésta usando ropa apropiada y autorizada. Cualquier modificación a la máquina anula la garantía y puede causar daños a las personas usando la máquina mientras esta en el funcionamiento.

REVISE EL PAQUETE A SU LLEGADA

Tras la recepcion de un envio Omcan favor inspeccionar daños externos. Si no hay daños evidentes en el empaque exterior, Habra el carton para asegurarse que todos los articulos solicitados estén dentro de la caja y no encuentre daños ocultos en la máquina. Si el paquete ha sufrido un manejo de poco cuidado, golpes o daños (visible o oculto) por favor anote en la factura antes de aceptar la entrega y contacte Omcan dentro de las 24 horas, de modo que podamos iniciar una reclamación con la compañía. Un informe detallado sobre los daños causados a la máquina debe ser llenado en el plazo de tres días, desde la fecha de entrega que se muestra en los documentos de envío. Omcan no tiene ningun recurso por productos dañados que se enviaron a recoger por terceros.

Antes de utilizar cualquier equipo, siempre lea y familiarizarse con todas las instrucciones de funcionamiento y seguridad.

Omcan le gustaría darle las gracias por la compra de esta máquina. Es de la mayor importancia para salvar estas instrucciones para futuras consultas. Además, guarda la caja original y el embalaje para el envío del equipo si servicio técnico o devolución de la máquina que se requiere.

Safety and Warranty

When using electrical appliances, basic safety precautions should always be followed.

1. Read all instructions.
2. To protect against the risk of electrical shock, do not put switch or plug in water or other liquid.
3. Children should be kept away from the appliance and should not play with the machine.
4. Unplug the power cord from the wall outlet when the appliance is not in use, before putting on or taking off parts, and before cleaning other than washing the tray.



Safety and Warranty

5. Keep away from the elderly, children and the handicapped, unless safely operated under instructions or with help from their guardian.
6. Never touch the hot lamp shade, bulb and item frame when the appliance is being used.
7. Do not operate the appliance with a damaged cord or plug or when the appliance malfunctions or is dropped or damaged in any manner. Call Omcan for possible replacement or repair.
8. Do not let the power cord hang over the edge of a table or counter, or touch hot surfaces.
9. Never clean the heat lamp with a damp cloth when the power is connected to avoid electrical shock.
10. This product must be placed on a stable and flat surface during operation.
11. Handle with care during transportation.
12. Not to be used outdoors.
13. Save these instructions.

RESIDENTIAL USERS: Vendor assumes no liability for parts or labor coverage for component failure or other damages resulting from installation in non-commercial or residential applications. The right is reserved to deny shipment for residential usage; if this occurs, you will be notified as soon as possible.

1 YEAR PARTS AND LABOUR BENCH WARRANTY

Within the warranty period, contact Omcan Inc. at 1-800-465-0234 to schedule a drop off to either an Omcan authorized service depot in the area, or to an Omcan Service warehouse to repair the equipment.

Unauthorized maintenance will void the warranty. Warranty covers electrical and part failures, not improper use.

Please see <https://omcan.com/disclaimer> for complete info.

WARNING:

The packaging components (cardboard, polyethylene, and others) are classified as normal solid urban waste and can therefore be disposed of without difficulty.

In any case, for suitable recycling, we suggest disposing of the products separately (differentiated waste) according to the current norms.

DO NOT DISCARD ANY PACKAGING MATERIALS IN THE ENVIRONMENT!

Technical Specifications

FEATURES

- Aluminum reflector with ventilation holes.

Technical Specifications

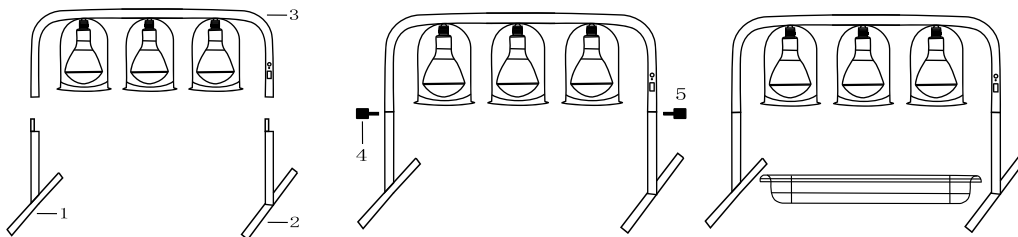
- Warms the tray within minutes.
- Durable infrared bulb.

Model	FW-CN-0825
Material	6063 Alloy Aluminum
Power of each Bulb	250 W
Length of Cord	5.2 ft. / 1.6 m
Base to Bulb Height	15.2" / 385mm
Electrical	110-120V / 60Hz / 1
Dimensions	31" x 13" x 24" / 785 x 335 x 610mm
Packaging Dimensions	31.4" x 13.6" x 9.8" / 798 x 345 x 250mm
Weight	6.2 lbs. / 2.8 kgs.
Packaging Weight	8.8 lbs. / 4 kgs.
Item Number	41787

Installation and Operation

ASSEMBLY INSTRUCTIONS

1. Insert the middle lamp frame (3) into the aluminum tube (1, 2) of the base frame fix them by screw (4, 5).
2. Plug the power cord and turn on the switch to check the bulb, then the appliance is ready for use.



OPERATION INSTRUCTIONS

1. Put the food into the heat preservation tray.
2. Plug in the power cord and turn on the switch.

Maintenance

If the bulb fails to work,

1. Check whether the power plug is properly connected and the switch is turned on.
2. Check whether the bulb is burnt out.

Caution: Unplug before connecting a new bulb to avoid electrical shock.

HOW TO CLEAN

1. Unplug the power cord before starting any cleaning.
2. Clean the food tray with water and detergent.
3. When cleaning other parts (except the lamp shade), wipe it with a damp, soft cloth.
4. Clean the lamp shade with a dry cloth, never use a damp cloth.

Caution: Cleaning should only be performed after the shade is cooled down.

ATTENTION:

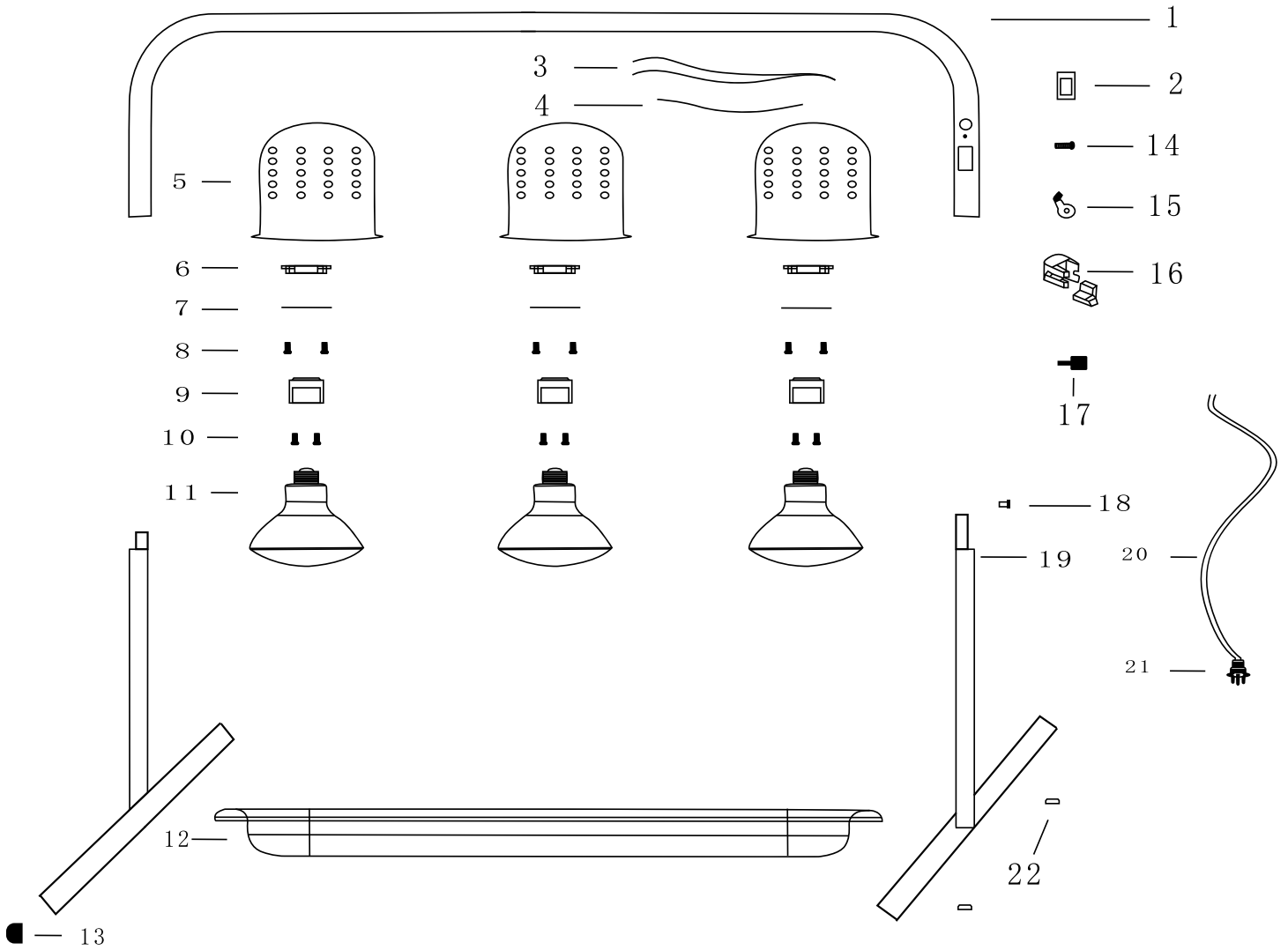
- In order to prevent power creepage, never put the lamp shade or any electrical parts into or close to water or any liquid.
- It is better to clean these parts with a dry cloth. The item will become eroded if it is exposed to some acidic or alkaline liquid for a long period of time.

TIPS:

- Ensure the entire appliance is dry before storage.
- It is always a good idea to wipe the frame and wash the food tray as soon as possible after use to avoid hardening and drying of the food or liquid items which makes it much more difficult to be cleaned later.

Parts Breakdown

Model FW-CN-0825 41787





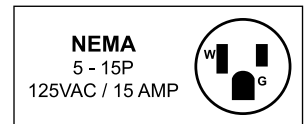
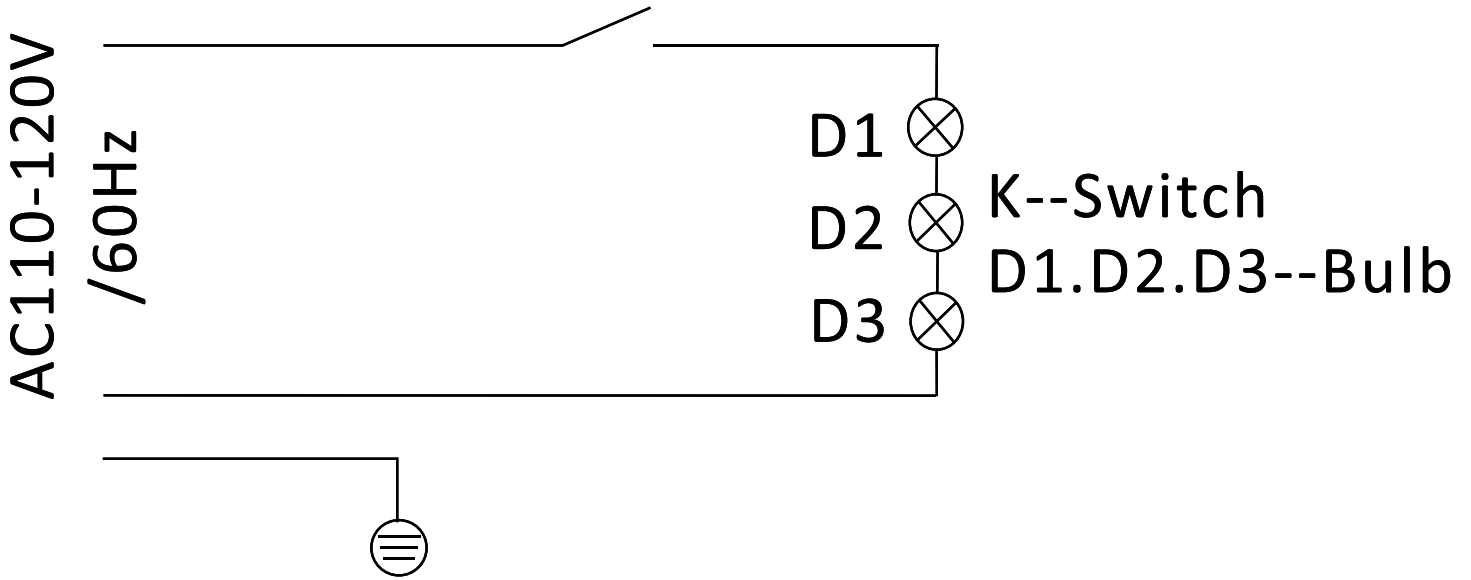
Parts Breakdown

Model FW-CN-0825 41787

Item No.	Description	Position	Item No.	Description	Position	Item No.	Description	Position
78358	Upper Frame for 41787	1	78366	Lamp Socket for 41787	9	78374	M5 Thumb Screw for 41787	17
78359	Switch for 41787	2	78367	M3 Screw for 41787	10	78375	Nut for 41787	18
78360	Internal Wire for 41787	3	78368	Bulb for 41787	11	78376	Base Tube for 41787	19
78361	Heat Shrinkable Tube for 41787	4	78369	Food Tray for 41787	12	78377	Power Cord for 41787	20
78362	Lamp Shade for 41787	5	78370	Plastic Pad for 41787	13	78378	Plug for 41787	21
78363	Insulation Board for 41787	6	78371	M4 Screw for 41787	14	78379	Plastic Pad for 41787	22
78364	Insulation Paper for 41787	7	78372	Earthing Ear for 41787	15			
78365	M5 Screw for 41787	8	78373	Cord Grip for 41787	16			

Electrical Schematics

Model FW-CN-0825 41787





Warranty Registration

Thank you for purchasing an Omcan product. To register your warranty for this product, complete the information below, tear off the card at the perforation and then send to the address specified below. You can also register online by visiting:

Merci d'avoir acheté un produit Omcan. Pour enregistrer votre garantie pour ce produit, complétez les informations ci-dessous, détachez la carte au niveau de la perforation, puis l'envoyer à l'adresse spécifiée ci-dessous. Vous pouvez également vous inscrire en ligne en visitant:

Gracias por comprar un producto Omcan usted. Para registrar su garantía para este producto, complete la información a continuación, cortar la tarjeta en la perforación y luego enviarlo a la dirección indicada a continuación. También puede registrarse en línea en:

<https://omcan.com/warranty-registration/>

For mailing in Canada
Pour postale au Canada
Por correo en Canadá

For mailing in the US
Pour diffusion aux États-Unis
Por correo en los EE.UU.

OMCAN
PRODUCT WARRANTY REGISTRATION
3115 Pepper Mill Court,
Mississauga, Ontario
Canada, L5L 4X5

OMCAN
PRODUCT WARRANTY REGISTRATION
4450 Witmer Industrial Estates, Unit 4,
Niagara Falls, New York
USA, 14305

or email to: service@omcan.com



Purchaser's Information

Name: _____ Company Name: _____

Address: _____ Telephone: _____

City: _____ Province or State: _____ Postal or Zip: _____ Email Address: _____

Country: _____ Type of Company: _____

Dealer from which Purchased: _____ Restaurant Bakery Deli

Dealer City: _____ Dealer Province or State: _____ Butcher Supermarket Caterer

Invoice: _____ Institution (specify): _____

Other (specify): _____

Model Name: _____ Model Number: _____ Serial Number: _____

Machine Description: _____

Date of Purchase (MM/DD/YYYY): _____ Date of Installation (MM/DD/YYYY): _____

Would you like to extend the warranty? Yes No

Thank you for choosing Omcan | Merci d'avoir choisi Omcan | Gracias por elegir Omcan



Since 1951 Omcan has grown to become a leading distributor of equipment and supplies to the North American food service industry. Our success over these many years can be attributed to our commitment to strengthen and develop new and existing relationships with our valued customers and manufacturers. Today with partners in North America, Europe, Asia and South America, we continually work to improve and grow the company. We strive to offer customers exceptional value through our qualified local sales and service representatives who provide convenient access to over 6,500 globally sourced products.

Depuis 1951 Omcan a grandi pour devenir un des “leaders” de la distribution des équipements et matériel pour l’industrie des services alimentaires en Amérique du Nord. Notre succès au cours de ces nombreuses années peut être attribué à notre engagement à renforcer et à développer de nouvelles et existantes relations avec nos clients et les fabricants de valeur. Aujourd’hui avec des partenaires en Amérique du Nord, Europe, Asie et Amérique du Sud, nous travaillons continuellement à améliorer et développer l’entreprise. Nous nous efforçons d’offrir à nos clients une valeur exceptionnelle grâce à nos ventes locales qualifiées et des représentants de service qui offrent un accès facile à plus de 6500 produits provenant du monde entier.

Desde 1951 Omcan ha crecido hasta convertirse en un líder en la distribución de equipos y suministros de alimentos en América del Norte industria de servicios. Nuestro éxito en estos años se puede atribuir a nuestro compromiso de fortalecer y desarrollar nuevas relaciones existentes con nuestros valiosos clientes y fabricantes. Hoy con socios de América del Norte, Europa, Asia y América del Sur, que trabajan continuamente para mejorar y crecer la empresa. Nos esforzamos por ofrecer a nuestros clientes valor excepcional a través de nuestro local de ventas y representantes de los servicios que proporcionan un fácil acceso a más de 6,500 productos con origen a nivel mundial.

