Refrigerated Showcases

Models RS-CN-0270-L, 0350, 0400-T, 0550
Items 44471, 44472, 44473, 44474

Instruction Manual

STOP
DO NOT RETURN
THIS PRODUCT TO THE STORE

For questions or assistance with this product call OMCAN Toll Free:
1 800 465 0234
Customer Service
or
visit the Support section of
www.omcan.com

Revised - 10/16/2026

Intertek Intertek

Toll Free: 1-800-465-0234
Fax: 905-607-0234
Email: service@omcan.com
www.omcan.com

MADE IN CHINA

NEMA
6 - 15
250 VAC / 15 AMP
RECEPTACLE

Table of Contents

Model RS-CN-0270-L / Model RS-CN-0350
Model RS-CN-0400-T / Model RS-CN-0550

Section	Page
Disclaimer	3
General Information	4 - 5
Safety and Warranty	5 - 7
Technical Specifications	7
Installation	8 - 9
Operation	9 - 10
Maintenance	10 - 11
Troubleshooting	11 - 12
Parts Breakdown	13 - 20
Electrical Schematics	21
Notes	22
Warranty Registration	23

Disclaimer

OMCAN IS NOT RESPONSIBLE FOR ANY DAMAGES DUE TO WATER LEAKS. WARRANTY FOR WATER LEAKS IS VOID IF THE AMBIENT ROOM TEMPERATURE EXCEEDS 75°F AND 55% RELATIVE HUMIDITY, AND THE APPLIANCE DRAIN IS NOT CONNECTED DIRECTLY TO A FLOOR DRAIN.

General Information

Omcan Manufacturing and Distributing Company Inc., Food Machinery of America, Inc. dba Omcan and Omcan Inc. are not responsible for any harm or injury caused due to any person's improper or negligent use of this equipment. The product shall only be operated by someone over the age of 18, of sound mind, and not under the influence of any drugs or alcohol, who has been trained in the correct operation of this machine, and is wearing authorized, proper safety clothing. Any modification to the machine voids any warranty, and may cause harm to individuals using the machine or in the vicinity of the machine while in operation.

CHECK PACKAGE UPON ARRIVAL

Upon receipt of an Omcan shipment please inspect for external damage. If no damage is evident on the external packaging, open carton to ensure all ordered items are within the box, and there is no concealed damage to the machine. If the package has suffered rough handling, bumps or damage (visible or concealed), please note it on the bill of lading before accepting the delivery and contact Omcan within 24 hours, so we may initiate a claim with the carrier. A detailed report on the extent of the damage caused to the machine must be filled out within three days, from the delivery date shown in the shipping documents. Omcan has no recourse for damaged products that were shipped collect or third party.

Before operating any equipment, always read and familiarize yourself with all operation and safety instructions.

Omcan would like to thank you for purchasing this machine. It's of the utmost importance to save these instructions for future reference. Also save the original box and packaging for shipping the equipment if servicing or returning of the machine is required.

Omcan Fabrication et distribution Companie Limité et Food Machinery d'Amerique, dba Omcan et Omcan Inc. ne sont pas responsables de tout dommage ou blessure causé du fait que toute personne ait utilisé cet équipement de façon irrégulière. Le produit ne doit être exploité que par quelqu'un de plus de 18 ans, saine d'esprit, et pas sous l'influence d'une drogue ou d'acohol, qui a été formé pour utiliser cette machine correctement, et est vêtu de vêtements de sécurité approprié. Toute modification de la machine annule toute garantie, et peut causer un préjudice à des personnes utilisant la machine ou des personnes à proximité de la machine pendant son fonctionnement.

VÉRIFIEZ LE COLIS DÈS RÉCEPTION

Dès réception d'une expédition d'Omcan veuillez inspecter pour dommages externes. Si aucun dommage n'est visible sur l'emballage externe, ouvrez le carton afin de s'assurer que tous les éléments commandés sont dans la boîte, et il n'y a aucun dommage dissimulé à la machine. Si le colis n'a subi aucune mauvaises manipulations, de bosses ou de dommages (visible ou cachée), notez-le sur le bond de livraison avant d'accepter la livraison et contactez Omcan dans les 24 heures qui suivent, pour que nous puissions engager une réclamation auprès du transporteur. Un rapport détaillé sur l'étendue des dommages causés à la machine doit être rempli dans un délai de trois jours, à compter de la date de livraison indiquée dans les documents d'expédition. Omcan n'a aucun droit de recours pour les produits endommagés qui ont été expédiées ou cueilli par un tiers transporteur.

General Information

Avant d'utiliser n'importe quel équipement, toujours lire et vous familiariser avec toutes les opérations et les consignes de sécurité.

Omcan voudrais vous remercier d'avoir choisi cette machine. Il est primordial de conserver ces instructions pour une référence ultérieure. Également conservez la boîte originale et l'emballage pour l'expédition de l'équipement si l'entretien ou le retour de la machine est nécessaire.

Omcan Empresa De Fabricacion Y Distribucion Inc. Y Maquinaria De Alimentos De America, Inc. dba Omcan y Omcan Inc. no son responsables de ningun daño o perjuicío causado por cualquier persona inadecuada o el uso descuidado de este equipo. El producto solo podra ser operado por una persona mayor de 18 años, en su sano juicio y no bajo alguna influencia de droga o alcohol, y que este ha sido entrenado en el correcto funcionamiento de esta máquina, y ésta usando ropa apropiada y autorizada. Cualquier modificación a la máquina anúla la garantía y puede causar daños a las personas usando la máquina mientras esta en el funcionamiento.

REVISE EL PAQUETE A SU LLEGADA

Tras la recepcion de un envio Omcan favor inspeccionar daños externos. Si no hay daños evidentes en el empaque exterior, Habra el carton para asegurararse que todos los articulos solicitados ésten dentro de la caja y no encuentre daños ocultos en la máquina. Si el paquete ha sufrido un manejo de poco cuidado, golpes o daños (visible o oculto) por favor anote en la factura antes de aceptar la entrega y contacte Omcan dentro de las 24 horas, de modo que podamos iniciar una reclamación con la compañia. Un informe detallado sobre los daños causados a la máquina debe ser llenado en el plazo de tres días, desde la fecha de entrega que se muestra en los documentos de envío. Omcan no tiene ningun recurso por productos dañados que se enviaron a recoger por terceros.

Antes de utilizar cualquier equipo, siempre lea y familiarizarse con todas las instrucciones de funcionamiento y seguridad.

Omcan le gustaría darle las gracias por la compra de esta máquina. Es de la mayor importancia para salvar estas instrucciones para futuras consultas. Además, guarda la caja original y el embalaje para el envío del equipo si servicio técnico o devolución de la máquina que se requiere.

Safety and Warranty

CAUTIONS

- Shorten the door open time and reduce open frequency is good to keep a cold temperature inside the refrigerator.
- Never block the air suction and outlet. Keep air circulation and refrigeration capability.
- Do not make food congested as it will influence the cooling effect.
- Adjust the rack height for proper food storage.

Safety and Warranty

- Cool the hot food down to room temperature before you put it into the refrigerator.
- Try to reduce the open times and keep refrigerator inside cold in case the power is cut off.
- Only skilled service man is allowed to repair the damaged power cable with special tools.
- Never touch compressor to avoid from scald.
- If the supply cord is damaged, it must be replaced by the manufacturer, its service agent or similarly qualified persons in order to avoid a hazard.
- This appliance is not intended for use by persons (including children) with reduced physical, sensory or mental capabilities, or lack of experience and knowledge, unless they have been given supervision or instruction concerning use of the appliance by a person responsible for their safety.
- Children should be supervised to ensure that they do not play with the appliance.
- The operation manual are not suitable for the persons (including children) with reduced physical, sensory or mental capabilities, or lack of experience and knowledge.
- Do not store explosive substances such as aerosol cans with a flammable propellant in this appliance.
- During normal operation, the emission noise level does not exceed 70dB(A).
- The maximum loading of the shelf does not exceed 18kg.
- The climatic class of the appliance is 4, the units are suggested to be used at 24°C (75°F) ambient temperature.
- To avoid damages or other problems, this product can not be put or stored with any corrosive food.

WARNING: Keep ventilation openings, in the appliance enclosure or in the built-in structure, clear of obstruction.
WARNING: Do not use mechanical devices of other means to accelerate the defrosting process, other than those recommended by the manufacturer.
WARNING: Do not damage the refrigerant circuit.
WARNING: Do not use electrical appliances inside the food storage compartments of the appliance, unless they are of the type recommended by the manufacturer.

ADDITIONAL WARNING

Caution: risk of fire. The height of the triangle in the symbol shall be at least 15mm

RESIDENTIAL USERS: Vendor assumes no liability for parts or labor coverage for component failure or other damages resulting from installation in non-commercial or residential applications. The right is reserved to deny shipment for residential usage; if this occurs, you will be notified as soon as possible.

1 YEAR PARTS AND LABOUR WARRANTY

Within the warranty period, contact Omcan Inc. at 1-800-465-0234 to schedule an Omcan authorized service technician to repair the equipment locally.

Unauthorized maintenance will void the warranty. Warranty covers electrical and part failures, not

Safety and Warranty

improper use.

Please see https://omcan.com/disclaimer for complete info.

WARNING:

The packaging components are classified as normal solid urban waste and can therefore be disposed of without difficulty.

In any case, for suitable recycling, we suggest disposing of the products separately (differentiated waste) according to the current norms.

DO NOT DISCARD ANY PACKAGING MATERIALS IN THE ENVIRONMENT!

Technical Specifications

Model	RS-CN-0270-L	RS-CN-0350	RS-CN-0400-T	RS-CN-0550
Capacity	270 L / 9.53 cu.ft.	350 L / 12.36 cu.ft.	400 L / 14.13 cu.ft.	550 L / 19.42 cu.ft.
Temperature Range	2 - 10°C / 35.6 - 50°F			
Max Ambient Temp Rating	24°C / 75°F			
Refrigerant and Injection	R290 & 110g			
Blowing Gas	C5H10			
Type of Climate	4			
Rated Current	2.8A			2.9A
Power	475 W	495 W		500 W
Electrical	110V / 60Hz / 1			
Shelf Size	17.8” x 20.3” 452 x 516mm	25.7” x 20.3” 653 x 516mm	17.8” x 20.3” 452 x 516mm	25.7” x 20.3” 653 x 516mm
Dimensions	25.6” x 25.6” x 59” 650 x 650 x 1499mm	33.5” x 25.6” x 59” 850 x 650 x 1499mm	25.6” x 25.6” x 75” 650 x 650 x 1905mm	33.5” x 25.6” x 75” 850 x 650 x 1905mm
Packaging Dimensions	29.5” x 29.5” x 65” 749 x 749 x 1651mm	37.4” x 37.4” x 65” 949 x 949 x 1651mm	29.5” x 29.5” x 81” 749 x 749 x 2057mm	37.4” x 29.5” x 81” 949 x 749 x 2057
Weight	308.6 lbs. / 140 kgs.	335 lbs. / 152 kgs.	385.8 lbs. / 175 kgs.	423.3 lbs. / 192 kgs.
Packaging Weight	363.8 lbs. / 165 kgs.	399 lbs. / 181 kgs.	452 lbs. / 205 kgs.	500 lbs. / 227 kgs.
Item Number	44471	44472	44473	44474

Installation

HANDLE AND ASSEMBLING

Handle with care
Unplug wall socket before moving. Never tilt the refrigerator over 45 degrees during handling.

Storage
Always store refrigerator in a dry place.

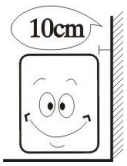

Sufficient space
To allow for proper air circulation and increased refrigeration capabilities, the refrigerator must have at least 3 inches of space between wall and unit.



Proper ventilation
Always place the refrigerator in an area with good ventilation. For first time use, wait at least 2 hours before plugging into wall socket.



Away from heat source
Never place the refrigerator near any type of heat source or in direct sunlight, as it reduces refrigeration capabilities.

No heavy load
Never put heavy items on top of the refrigerator.

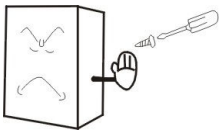

No alterations/tampering
Never tamper with, or make changes to the refrigerator. Changes and add-ons should not be installed to the inside or outside of the refrigerator.



Stable location
Unpack and place the refrigerator on flat, solid ground.

PREPARATION AND POWER SUPPLY

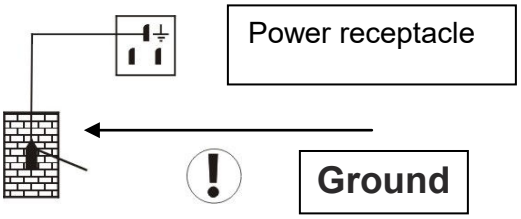

Exclusive power socket
Power supply should be 110V, single phase AC with exclusive single phase three pin outlet and fuse (8A). The power outlet must be in close proximity to the ground.

Installation

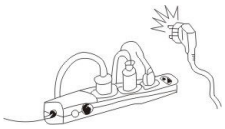

No shared power outlets
Refrigerator cable should never share the power outlet with any other appliance, as cable will overheat and may result in a fire.

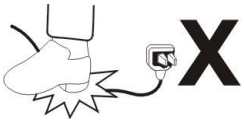

Protect cables
Extra caution should be used when handling cables, as broken or damaged cables can cause sparking and may result in a fire.

No water flushing
Never flush the refrigerator surface. This can cause leakage, which may result in electrical damage or fire.

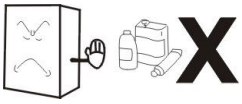

Never store flammables and explosives
No explosives or flammables should be stored in, or in proximity to, the refrigerator, such as gasoline, alcohol, and adhesives.

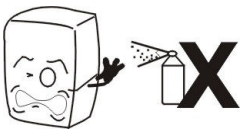

No spray
Never spray flammables such as paint or coating near the refrigerator. This may cause fire or malfunction.

After power outage
After a power outage or the unplugging of the refrigerator, wait at least 5 minutes before plugging it back in.

No medicine
Medicine should not be stored inside of the refrigerator.

Operation

USE AND CAUTION

Before use:

- Plug refrigerator into the 110V exclusive socket.
- After the refrigerator is running, confirm that air suction/filtration is in order and that it is sufficiently cold. After checking to make sure the refrigerator is working properly, it may be used.
- This appliance is not intended for use by persons (including children) with reduced physical, sensory or

Operation

mental capabilities, or lack of experience and knowledge, unless they have been given supervision or instruction concerning use of the appliance by a person responsible for their safety.

- Children should be supervised to ensure that they do not play with the appliance.
- The operation manual is not suitable for the persons (including children) with reduced physical, sensory or mental capabilities, or lack of experience and knowledge.

DIGITAL TEMPERATURE CONTROLLER

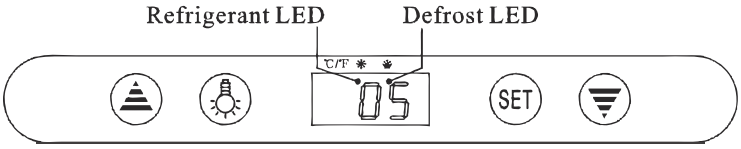

Features Of Function

Small, integrated digital controller, which is applicable to the compressor of 1 HP.
Main functions are: Temperature Display/Temperature Control/Manual-Automatic Defrost by burning off/ Lighting Control/Value Storing/Self-Testing/Parameter Locking.

Front Panel Operation

1. Set temperature: Press “SET” button; set temperature will be displayed.
   Press △ or ▽ button to modify and store the displayed value.
   Press “SET” button to exit the adjustment and display the cold-room temperature.
2. If no button is pressed within 10 seconds, the cold-room temperature will be displayed.
3. Lighting: Press button to activate light in refrigerator; press again to turn off.
   Manual start/stop defrost: Press button and hold for 6 seconds to either defrost or to stop defrost.
4. Refrigeration LED: During refrigeration, the LED is on. When the cold room temperature is constant, the LED is off. During delay start, the LED flashes.
5. Defrost LED: During defrosting, the LED is on. When it stops defrosting, the LED is off. During the delay of defrost, the LED flashes.
6. Digital controller reset.
   When display shows “Disorder”, press ▽ button for 2 seconds until the buzzer rings, quickly press △ button for 6 seconds until the buzzer rings again, the display will flash for 3 seconds and it becomes restored to the factory settings.

Maintenance

1. Notice:
   Often keep the refrigerator clean and periodical maintenance is necessary.
   Always unplug the socket before maintenance.
   Never use damaged plug or loose socket to prevent from electric shock or short circuit.
   Never flush the refrigerator.
   Never use alkali detergent, soap, gasoline, acetone or brush.

Maintenance

2. Clean outside:
   Dip soft cloth in neutral detergent (tableware detergent) to clean the outside of the refrigerator and then wipe it with dry soft cloth.
3. Clean inside:
   Take rack out for cleaning with water.
   Use soft cloth to wipe the box.
4. Shut down refrigerator for a long time:
   Take all food out and unplug the wall socket.
   Clean both inside and outside of the refrigerator thoroughly and open the door for sufficient dry.
   The glass breaks easily. Keep the glass far from children.
5. Replacement of lamp in the light box:
   If the LED lamp is damaged, it must be replaced by the manufacturer, its service agent.

Troubleshooting

Trouble	Cause and Remedy
No refrigeration.	Is the unit plugged in? Plug in the unit.
	Is the fuse broken? Replace the fuse.
	Is there no power? Ensure the outlet is operational.
Unsatisfactory refrigeration.	Is it under direct sunlight? Remove it from direct sunlight.
	Is there any heat source nearby? Ensure that there is no heat source nearby.
	Is the surrounding ventilation bad? Ensure adequate ventilation around the unit.
	Does the door close properly? Ensure the door closes properly.
	Does the door remain open for a long time? Keep the door closed as often as possible.
	Is the door seal strip deformed or damaged? Replace the door seal.
	Is there too much food congestion in the unit? Reduce the amount of food.
	Does food block the air suction or outlet? Reduce the amount of food.
	Is the temperature too high? Regulate the temperature controller.
Too noisy.	Is the refrigerator not level to the floor? Level the feet.
	Does the refrigerator contact the wall or other objects? Ensure adequate space around the refrigerator.
	Is there a loose part in the refrigerator? Tighten the part.
Contact Omcan for help if simple trouble shooting does not solve the problems.	

Troubleshooting

NOTE

The following phenomena are not issues:

- The murmur of water is heard when the refrigerator is working. It is normal as the coolant is circulating in the system.
- In damp environments, condensation might be found on the outside of the refrigerator. It is caused by high humidity. Simply use a cloth to wipe away.

Parts Breakdown

Model RS-CN-0270-L *44471*

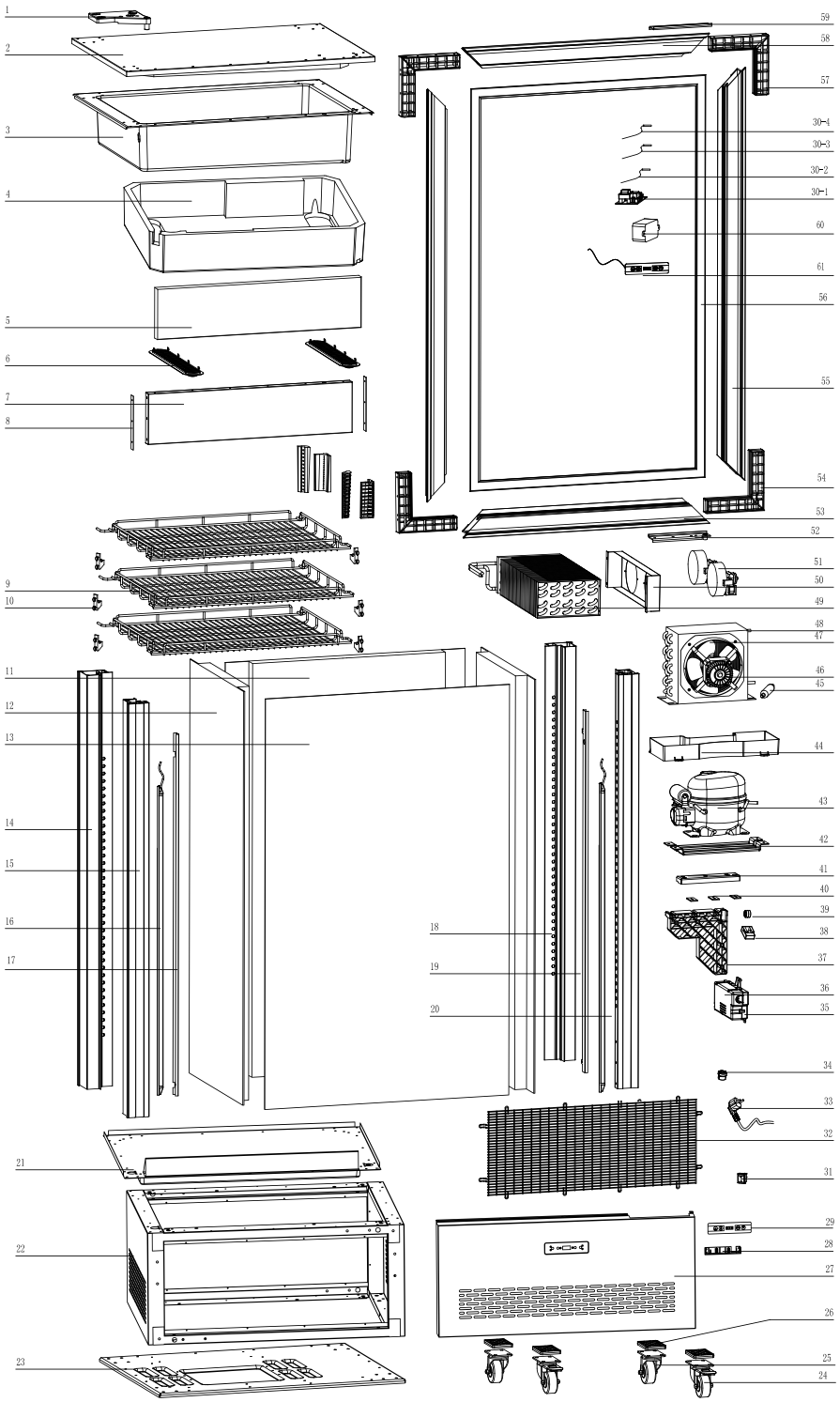

Parts Breakdown

Model RS-CN-0270-L *44471*

Item No.	Description	Position
68944	Upper Hinge Fixing Plate for 44471	1
68945	Top Cover Plate for 44471	2
68946	Evaporator Holder for 44471	3
68947	Evaporator Polystyrene for 44471	4
68948	Upper Box Polystyrene for 44471	5
68949	Ventilation Tuyere for 44471	6
68950	Upper Box Baffle for 44471	7
68951	Upper Box Baffle Connector for 44471	8
68952	Fence Frame for 44471	9
70107	Clips for 44471	10
68953	Back Glass for 44471	11
68954	Side Glass (983X579X46MM) for 44471	12
68955	Door Glass for 44471	13
68956	Back Left Pillar for 44471	14
68957	Front Left Pillar for 44471	15
68958	LED Lights for 44471	16
68959	Front Left Pillar Garnish for 44471	17
68960	Back Right Pillar for 44471	18
68961	Front Right Pillar Garnish for 44471	19
68962	Front Right Pillar for 44471	20
68963	Box Chassis for 44471	21
68964	Box Support Frame for 44471	22

Item No.	Description	Position
68965	Bottom Plate for 44471	23
68966	Casters with Brake for 44471	24
68967	Casters for 44471	25
68968	Casters Pad for 44471	26
68969	Front Panel for 44471	27
68970	Thermostat Bracket for 44471	28
60521	Display Label for 44471	29
68971	Main Circuit Board for 44471	30-1
68972	Defrost Probe for 44471	30-2
60725	Temperature Probe for 44471	30-3
60581	High Temperature Probe for 44471	30-4
71514	Switch for 44471	31
68973	Base Nets for 44471	32
68974	Power Cord for 44471	33
79291	Wire Clip for 44471	34
61167	Circuit Board Box for 44471	35
60594	Cover of Circuit Board Box for 44471	36
68975	Door Pin Support for 44471	37
68976	Pulley Support for 44471	38
68977	Door Pulley for 44471	39
68978	Door Pin Support Pad for 44471	40
68979	Door Pin Support Cover for 44471	41

Item No.	Description	Position
68980	Compressor Fixing Plate for 44471	42
60534	Compressor for 44471	43
60948	Water Receiver for 44471	44
79319	Dry Filter for 44471	45
60931	Motor of Evaporator for 44471	46
68981	Blades for 44471	47
68982	Condenser for 44471	48
68983	Evaporator for 44471	49
68984	Fan Motor Bracket for 44471	50
68985	Fan Motor for 44471	51
68986	Bottom Door Frame Fixing Plate for 44471	52
68987	Bottom Door Frame for 44471	53
60529	Door Frame Square Connector (Small Angle) for 44471	54
68988	Around the Door Frame for 44471	55
68989	Door Seal for 44471	56
60525	Door Frame Square Connector (Big Angle) for 44471	57
68990	Upper Door Frame for 44471	58
60570	Upper Door Frame Fastener for 44471	59
67652	LED Transformer for 44471	60
60572	Temperature Display for 44471	61

Parts Breakdown

Model RS-CN-0350 *44472*

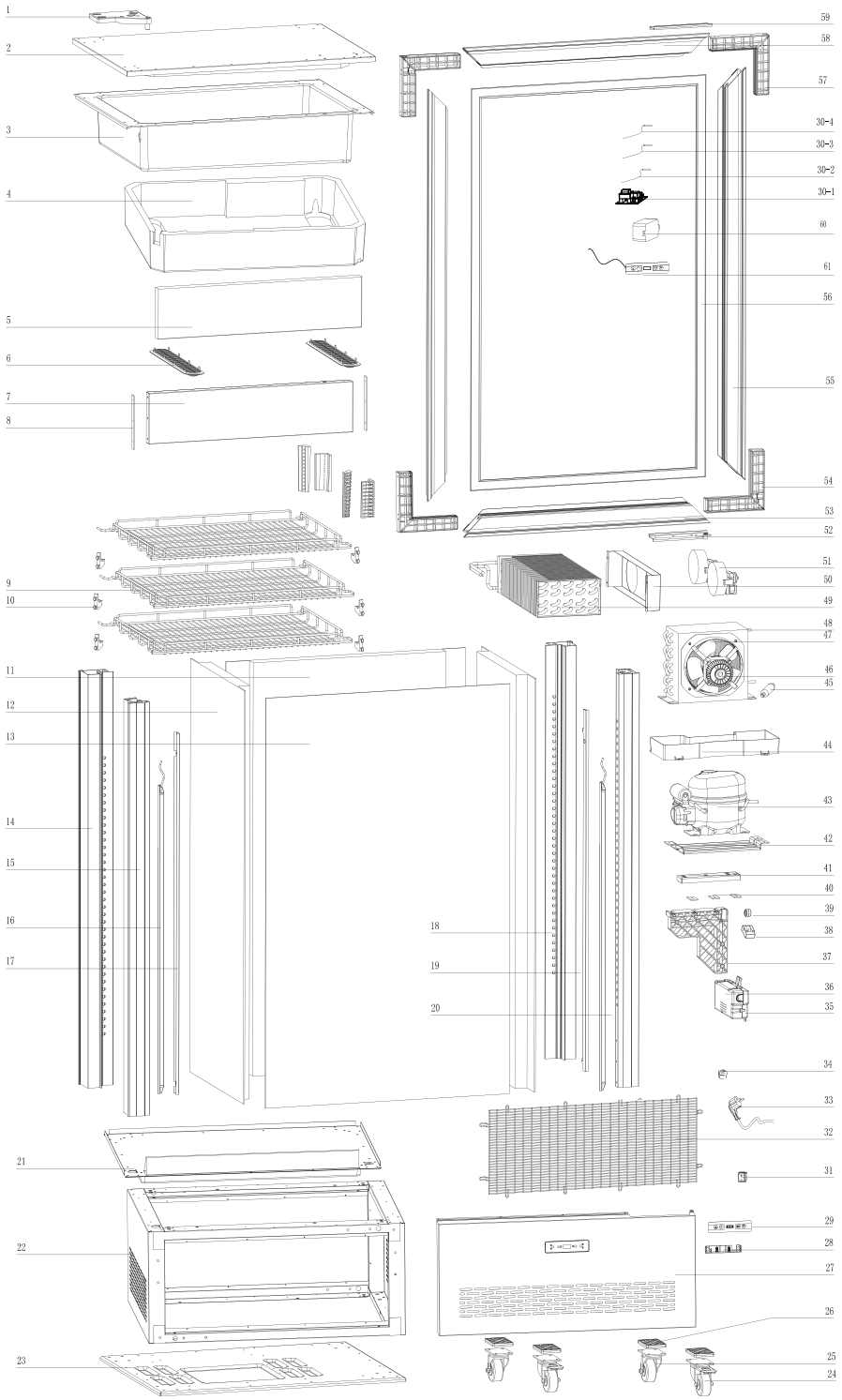

Parts Breakdown

Model RS-CN-0350 *44472*

Item No.	Description	Position
68944	Upper Hinge Fixing Plate for 44472	1
69006	Top Cover Plate for 44472	2
69007	Evaporator Holder for 44472	3
69008	Evaporator Polystyrene for 44472	4
69009	Upper Box Polystyrene for 44472	5
68949	Ventilation Tuyere for 44472	6
69010	Upper Box Baffle for 44472	7
68951	Upper Box Baffle Connector for 44472	8
69011	Fence Frame for 44472	9
70107	Clips for 44472	10
69012	Back Glass for 44472	11
68954	Side Glass (983X579X46MM) for 44472	12
69014	Door Glass for 44472	13
69015	Back Left Pillar for 44472	14
69016	Front Left Pillar for 44472	15
69017	LED Lights for 44472	16
69018	Front Left Pillar Garnish for 44472	17
69019	Back Right Pillar for 44472	18
69020	Front Right Pillar Garnish for 44472	19
69021	Front Right Pillar for 44472	20
69022	Box Chassis for 44472	21
69023	Box Support Frame for 44472	22

Item No.	Description	Position
69024	Bottom Plate for 44472	23
68966	Casters with Brake for 44472	24
68967	Casters for 44472	25
68968	Casters Pad for 44472	26
69025	Front Panel for 44472	27
60522	Thermostat Bracket for 44472	28
60521	Display Label for 44472	29
68971	Main Circuit Board for 44472	30-1
69026	Defrost Probe for 44472	30-2
60725	Temperature Probe for 44472	30-3
60581	High Temperature Probe for 44472	30-4
71514	Switch for 44472	31
69027	Base Nets for 44472	32
68974	Power Cord for 44472	33
79291	Wire Clip for 44472	34
61167	Circuit Board Box for 44472	35
61168	Cover of Circuit Board Box for 44472	36
68975	Door Pin Support for 44472	37
68976	Pulley Support for 44472	38
68977	Door Pulley for 44472	39
68978	Door Pin Support Pad for 44472	40
69028	Door Pin Support Cover for 44472	41

Item No.	Description	Position
69029	Compressor Fixing Plate for 44472	42
60534	Compressor for 44472	43
60948	Water Receiver for 44472	44
79319	Dry Filter for 44472	45
68341	Motor for 44472	46
60933	Fan Blade of Condenser for 44472	47
60934	Condenser for 44472	48
68983	Evaporator for 44472	49
68984	Fan Motor Bracket for 44472	50
68985	Fan Motor for 44472	51
68986	Bottom Door Frame Fixing Plate for 44472	52
69031	Bottom Door Frame for 44472	53
60529	Door Frame Square Connector (Small Angle) for 44472	54
69032	Around the Door Frame for 44472	55
69033	Door Seal for 44472	56
60525	Door Frame Square Connector (Big Angle) for 44472	57
69034	Upper Door Frame for 44472	58
60570	Upper Door Frame Fastener for 44472	59
67652	LED Transformer for 44472	60
60572	Temperature Display for 44472	61

Parts Breakdown

Model RS-CN-0400-T *44473*

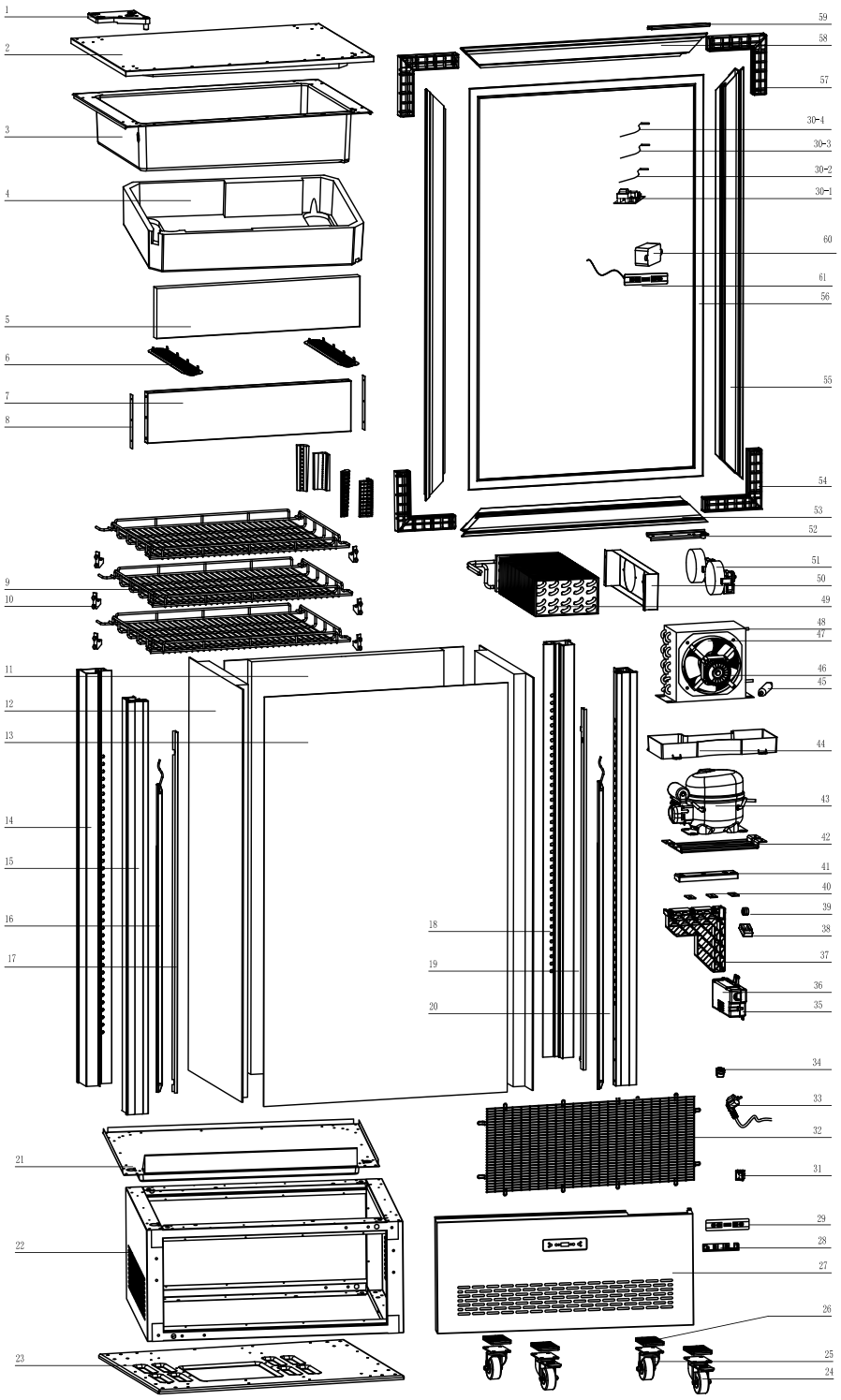

Parts Breakdown

Model RS-CN-0400-T *44473*

Item No.	Description	Position
68944	Upper Hinge Fixing Plate for 44473	1
68945	Top Cover Plate for 44473	2
68946	Evaporator Holder for 44473	3
68947	Evaporator Polystyrene for 44473	4
68948	Upper Box Polystyrene for 44473	5
68949	Ventilation Tuyere for 44473	6
68950	Upper Box Baffle for 44473	7
68951	Upper Box Baffle Connector for 44473	8
68952	Fence Frame for 44473	9
70107	Clips for 44473	10
69035	Back Glass for 44473	11
69013	Side Glass (1383X579X46MM) for 44473	12
69037	Door Glass for 44473	13
69038	Back Pillar for 44473	14
69039	Front Left Pillar for 44473	15
69040	LED Lights for 44473	16
69018	Front Left Pillar Garnish for 44473	17
69038	Back Pillar for 44473	18
69020	Front Right Pillar Garnish for 44473	19
69042	Front Right Pillar for 44473	20
68963	Box Chassis for 44473	21
69023	Box Support Frame for 44473	22

Item No.	Description	Position
69043	Bottom Plate for 44473	23
68966	Casters with Brake for 44473	24
68967	Casters for 44473	25
68968	Casters Pad for 44473	26
68969	Front Panel for 44473	27
68970	Thermostat Bracket for 44473	28
60521	Display Label for 44473	29
68971	Main Circuit Board for 44473	30-1
68972	Defrost Probe for 44473	30-2
60725	Temperature Probe for 44473	30-3
60581	High Temperature Probe for 44473	30-4
71514	Switch for 44473	31
68973	Base Nets for 44473	32
68974	Power Cord for 44473	33
79291	Wire Clip for 44473	34
61167	Circuit Board Box for 44473	35
60594	Cover of Circuit Board Box for 44473	36
68975	Door Pin Support for 44473	37
68976	Pulley Support for 44473	38
68977	Door Pulley for 44473	39
68978	Door Pin Support Pad for 44473	40
68979	Door Pin Support Cover for 44473	41

Item No.	Description	Position
68980	Compressor Fixing Plate for 44473	42
60534	Compressor for 44473	43
60948	Water Receiver for 44473	44
79319	Dry Filter for 44473	45
60931	Motor of Evaporator for 44473	46
60640	Fan Blade for 44473	47
68982	Condenser for 44473	48
68983	Evaporator for 44473	49
68984	Fan Motor Bracket for 44473	50
68985	Fan Motor for 44473	51
68986	Bottom Door Frame Fixing Plate for 44473	52
68987	Bottom Door Frame for 44473	53
60529	Door Frame Square Connector (Small Angle) for 44473	54
69032	Around the Door Frame for 44473	55
69044	Door Seal for 44473	56
60525	Door Frame Square Connector (Big Angle) for 44473	57
68990	Upper Door Frame for 44473	58
60570	Upper Door Frame Fastener for 44473	59
67652	LED Transformer for 44473	60
60572	Temperature Display for 44473	61

Parts Breakdown

Model RS-CN-0550 *44474*

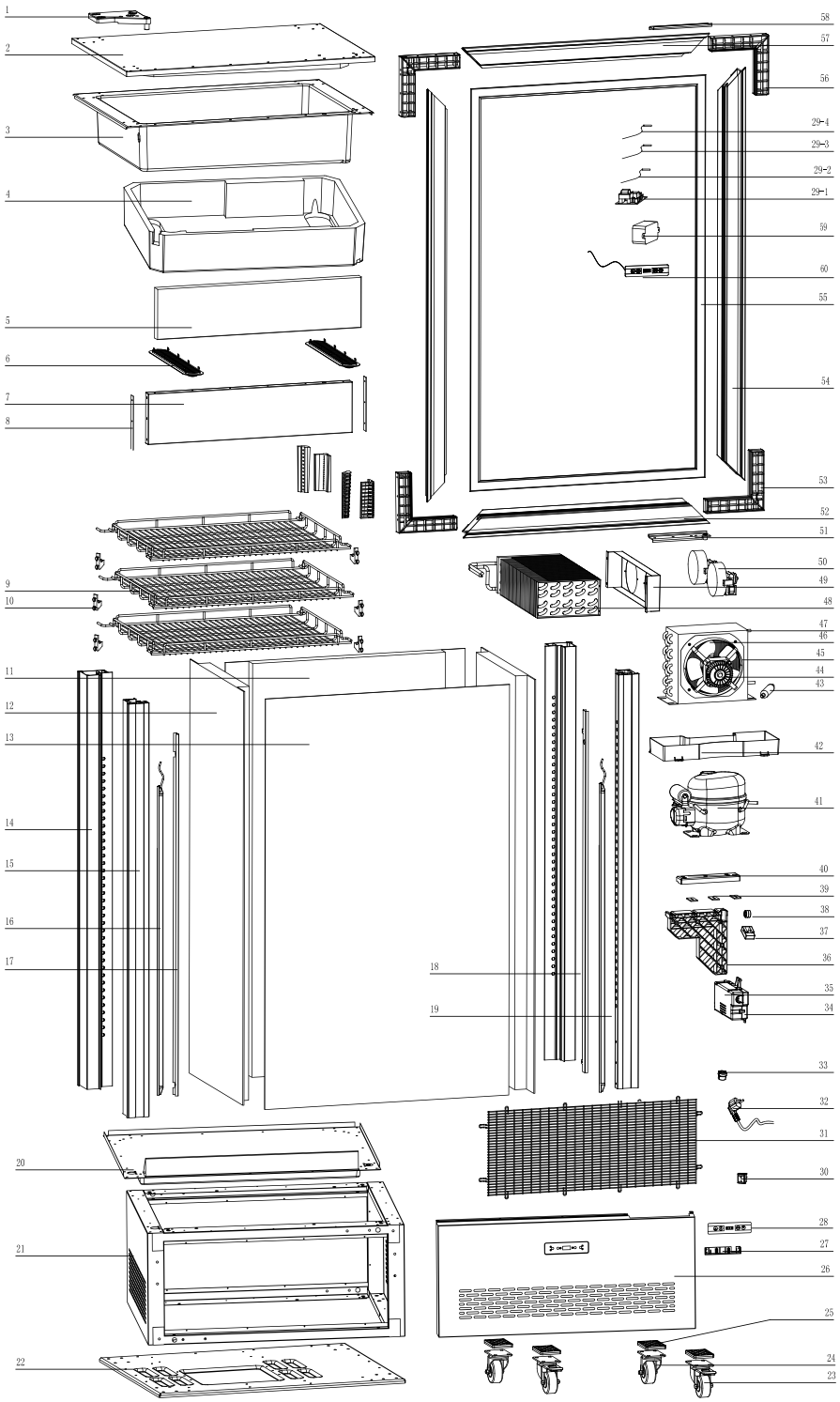

Parts Breakdown

Model RS-CN-0550 *44474*

Item No.	Description	Position
68944	Upper Hinge Fixing Plate for 44474	1
69006	Top Cover Plate for 44474	2
69007	Evaporator Holder for 44474	3
69008	Evaporator Polystyrene for 44474	4
69009	Upper Box Polystyrene for 44474	5
68949	Ventilation Tuyere for 44474	6
69010	Upper Box Baffle for 44474	7
68951	Upper Box Baffle Connector for 44474	8
69011	Fence Frame for 44474	9
70107	Clips for 44474	10
69012	Back Glass for 44474	11
69013	Side Glass (1383X579X46MM) for 44474	12
44163	Door Glass for 44474	13
69038	Back Pillar for 44474	14
69039	Front Left Pillar for 44474	15
69045	LED Lights for 44474	16
69018	Front Left Pillar Garnish for 44474	17
69020	Front Right Pillar Garnish for 44474	18
69042	Front Right Pillar for 44474	19
69022	Box Chassis for 44474	20
69023	Box Support Frame for 44474	21

Item No.	Description	Position
69046	Bottom Plate for 44474	22
68966	Casters with Brake for 44474	23
68967	Casters for 44474	24
68968	Casters Pad for 44474	25
69025	Front Panel for 44474	26
68970	Thermostat Bracket for 44474	27
60521	Display Label for 44474	28
68971	Main Circuit Board for 44474	29-1
68972	Defrost Probe for 44474	29-2
60725	Temperature Probe for 44474	29-3
60581	High Temperature Probe for 44474	29-4
71514	Switch for 44474	30
69027	Base Nets for 44474	31
68974	Power Cord for 44474	32
79291	Wire Clip for 44474	33
61167	Circuit Board Box for 44474	34
60594	Cover of Circuit Board Box for 44474	35
68975	Door Pin Support for 44474	36
68976	Pulley Support for 44474	37
68977	Door Pulley for 44474	38
68978	Door Pin Support Pad for 44474	39

Item No.	Description	Position
68979	Door Pin Support Cover for 44474	40
60534	Compressor for 44474	41
60948	Water Receiver for 44474	42
79319	Dry Filter for 44474	43
68341	Motor for 44474	44
60932	Flange for 44474	45
60933	Fan Blade of Condenser for 44474	46
60934	Condenser for 44474	47
68983	Evaporator for 44474	48
68984	Fan Motor Bracket for 44474	49
68985	Fan Motor for 44474	50
68986	Bottom Door Frame Fixing Plate for 44474	51
69031	Bottom Door Frame for 44474	52
60529	Door Frame Square Connector (Small Angle) for 44474	53
69032	Around the Door Frame for 44474	54
69033	Door Seal for 44474	55
60525	Door Frame Square Connector (Big Angle) for 44474	56
69034	Upper Door Frame for 44474	57
60570	Upper Door Frame Fastener for 44474	58
67652	LED Transformer for 44474	59
60572	Temperature Display for 44474	60

Electrical Schematics

Model RS-CN-0270-L *44471*
Model RS-CN-0350 *44472*
Model RS-CN-0400-T *44473*
Model RS-CN-0550 *44474*

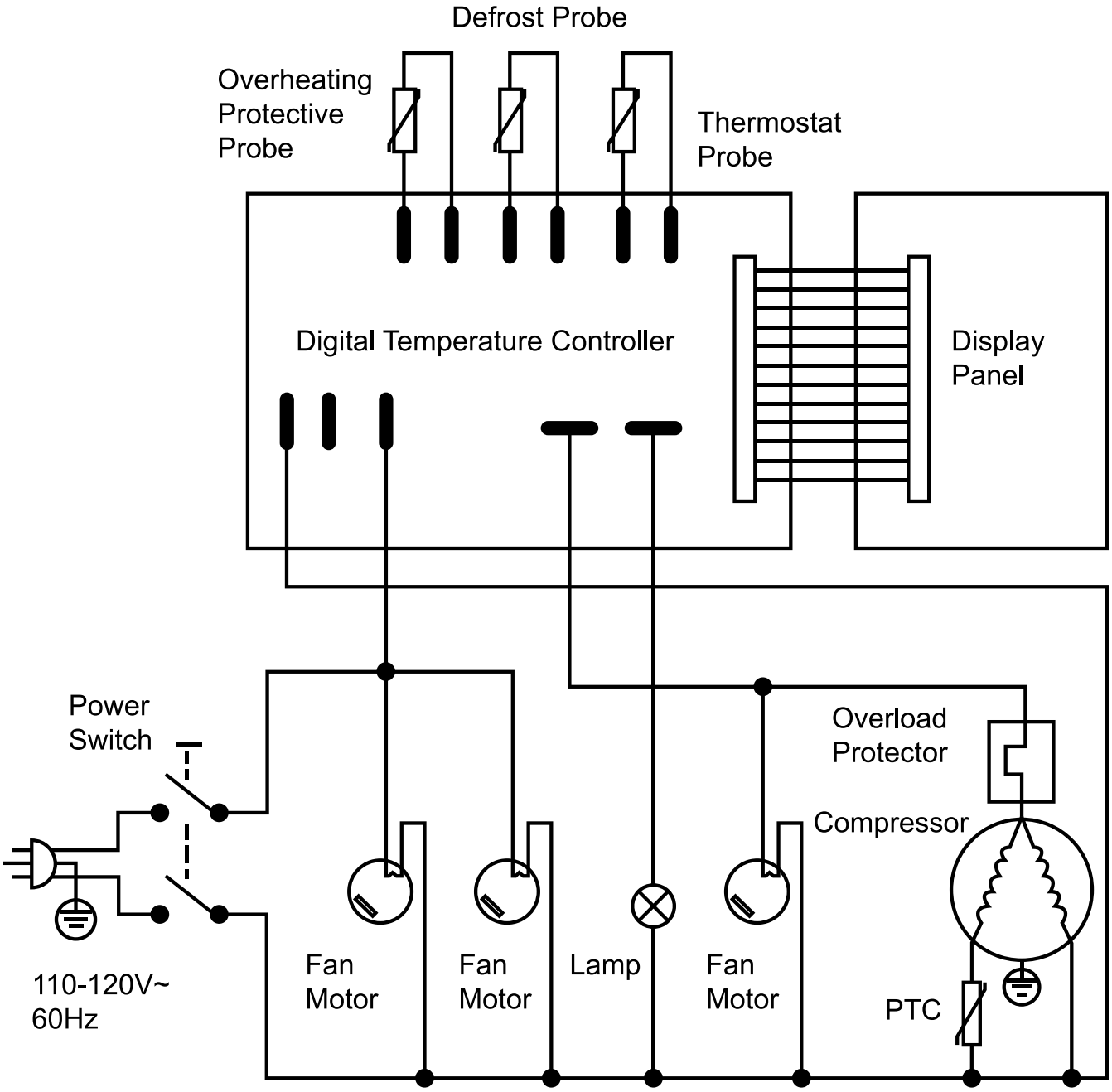

Notes

Warranty Registration

Thank you for purchasing an Omcan product. To register your warranty for this product, complete the information below, tear off the card at the perforation and then send to the address specified below. You can also register online by visiting:

Merci d'avoir acheté un produit Omcan. Pour enregistrer votre garantie pour ce produit, complétez les informations ci-dessous, détachez la carte au niveau de la perforation, puis l'envoyer à l'adresse spécifié ci-dessous. Vous pouvez également vous inscrire en ligne en visitant:

Gracias por comprar un producto Omcan usted. Para registrar su garantía para este producto, complete la información a continuación, cortar la tarjeta en la perforación y luego enviarlo a la dirección indicada a continuación. También puede registrarse en línea en:

https://omcan.com/warranty-registration/

For mailing in Canada

Pour postale au Canada

Por correo en Canadá

OMCAN
PRODUCT WARRANTY REGISTRATION
3115 Pepper Mill Court,
Mississauga, Ontario
Canada, L5L 4X5

For mailing in the US

Pour diffusion aux États-Unis

Por correo en los EE.UU.

OMCAN
PRODUCT WARRANTY REGISTRATION
4450 Witmer Industrial Estates, Unit 4,
Niagara Falls, New York
USA, 14305

or email to: service@omcan.com

Purchaser's Information

Name: _____

Address: _____

City: _____ Province or State: _____ Postal or Zip: _____

Country: _____

Dealer from which Purchased: _____

Dealer City: _____ Dealer Province or State: _____

Invoice: _____

Company Name: _____

Telephone: _____

Email Address: _____

Type of Company:

☐ Restaurant ☐ Bakery ☐ Deli

☐ Butcher ☐ Supermarket ☐ Caterer

☐ Institution *(specify)*: _____

☐ Other *(specify)*: _____

Model Name: _____ Model Number: _____ Serial Number: _____

Machine Description: _____

Date of Purchase (MM/DD/YYYY): _____ Date of Installation (MM/DD/YYYY): _____

Would you like to extend the warranty? ☐ Yes ☐ No

Thank you for choosing Omcan | Merci d'avoir choisi Omcan | Gracias por elegir Omcan

Since 1951 Omcan has grown to become a leading distributor of equipment and supplies to the North American food service industry. Our success over these many years can be attributed to our commitment to strengthen and develop new and existing relationships with our valued customers and manufacturers. Today with partners in North America, Europe, Asia and South America, we continually work to improve and grow the company. We strive to offer customers exceptional value through our qualified local sales and service representatives who provide convenient access to over 6,500 globally sourced products.

Depuis 1951 Omcan a grandi pour devenir un des “leaders” de la distribution des équipements et matériel pour l’industrie des services alimentaires en Amérique du Nord. Notre succès au cours de ces nombreuses années peut être attribué à notre engagement à renforcer et à développer de nouvelles et existantes relations avec nos clients et les fabricants de valeur. Aujourd’hui avec des partenaires en Amérique du Nord, Europe, Asie et Amérique du Sud, nous travaillons continuellement à améliorer et développer l’entreprise. Nous nous efforçons d’offrir à nos clients une valeur exceptionnelle grâce à nos ventes locales qualifiées et des représentants de service qui offrent un accès facile à plus de 6500 produits provenant du monde entier.

Desde 1951 Omcan ha crecido hasta convertirse en un líder en la distribución de equipos y suministros de alimentos en América del Norte industria de servicios. Nuestro éxito en estos años se puede atribuir a nuestro compromiso de fortalecer y desarrollar nuevas relaciones existentes con nuestros valiosos clientes y fabricantes. Hoy con socios de América del Norte, Europa, Asia y América del Sur, que trabajan continuamente para mejorar y crecer la empresa. Nos esforzamos por ofrecer a nuestros clientes valor excepcional a través de nuestro local de ventas y representantes de los servicios que proporcionan un fácil acceso a más de 6,500 productos con origen a nivel mundial.