




Gelato Display Showcases

Models FR-CN-0007W, 0007B, 0010W, 0010B, 0013W, 0013B
Items 47571, 49006, 47498, 49007, 47572, 49008

Instruction Manual



Revised - 02/21/2025



Toll Free: 1-800-465-0234
Fax: 905-607-0234
Email: service@omcan.com
www.omcan.com



Table of Contents

Model FR-CN-0007W / Model FR-CN-0007B / Model FR-CN-0010W
Model FR-CN-0010B / Model FR-CN-0013W / Model FR-CN-0013B

Section	Page
Disclaimer -----	3
General Information -----	4 - 5
Safety and Warranty -----	5 - 7
Technical Specifications -----	8
Operation -----	9 - 10
Maintenance -----	10
Troubleshooting -----	10 - 11
Parts Breakdown -----	12 - 23
Electrical Schematics -----	24
Notes -----	25 - 26
Warranty Registration -----	27

OMCAN IS NOT RESPONSIBLE FOR ANY DAMAGES DUE TO WATER LEAKS. WARRANTY FOR WATER LEAKS IS VOID IF THE AMBIENT ROOM TEMPERATURE EXCEEDS 75°F AND 55% RELATIVE HUMIDITY, AND THE APPLIANCE DRAIN IS NOT CONNECTED DIRECTLY TO A FLOOR DRAIN.

OMCAN N'EST PAS RESPONSABLE DES DOMMAGES DUS AUX FUITES D'EAU. LA GARANTIE POUR LES FUITES D'EAU EST ANNULÉE SI LA TEMPÉRATURE AMBIANTE DE LA PIÈCE DÉPASSE 75°F ET 55% D'HUMIDITÉ RELATIVE, ET SI LE DRAIN DE L'APPAREIL N'EST PAS RACCORDÉ DIRECTEMENT À UN DRAIN DE PLANCHER.

OMCAN NO SE HACE RESPONSABLE DE LOS DAÑOS CAUSADOS POR FUGAS DE AGUA. LA GARANTÍA POR FUGAS DE AGUA QUEDA ANULADA SI LA TEMPERATURA AMBIENTE SUPERA LOS 75°F Y EL 55% DE HUMEDAD RELATIVA, Y EL DESAGÜE DEL APARATO NO ESTÁ CONECTADO DIRECTAMENTE A UN DESAGÜE DE PISO.

General Information

Omcan Manufacturing and Distributing Company Inc., Food Machinery of America, Inc. dba Omcan and Omcan Inc. are not responsible for any harm or injury caused due to any person's improper or negligent use of this equipment. The product shall only be operated by someone over the age of 18, of sound mind, and not under the influence of any drugs or alcohol, who has been trained in the correct operation of this machine, and is wearing authorized, proper safety clothing. Any modification to the machine voids any warranty, and may cause harm to individuals using the machine or in the vicinity of the machine while in operation.

CHECK PACKAGE UPON ARRIVAL

Upon receipt of an Omcan shipment please inspect for external damage. If no damage is evident on the external packaging, open carton to ensure all ordered items are within the box, and there is no concealed damage to the machine. If the package has suffered rough handling, bumps or damage (visible or concealed), please note it on the bill of lading before accepting the delivery and contact Omcan within 24 hours, so we may initiate a claim with the carrier. A detailed report on the extent of the damage caused to the machine must be filled out within three days, from the delivery date shown in the shipping documents. Omcan has no recourse for damaged products that were shipped collect or third party.

Before operating any equipment, always read and familiarize yourself with all operation and safety instructions.

Omcan would like to thank you for purchasing this machine. It's of the utmost importance to save these instructions for future reference. Also save the original box and packaging for shipping the equipment if servicing or returning of the machine is required.

Omcan Fabrication et distribution Compagnie Limitée et Food Machinery d'Amérique, dba Omcan et Omcan Inc. ne sont pas responsables de tout dommage ou blessure causé du fait que toute personne ait utilisé cet équipement de façon irrégulière. Le produit ne doit être exploité que par quelqu'un de plus de 18 ans, sain d'esprit, et pas sous l'influence d'une drogue ou d'alcool, qui a été formé pour utiliser cette machine correctement, et est vêtu de vêtements de sécurité appropriés. Toute modification de la machine annule toute garantie, et peut causer un préjudice à des personnes utilisant la machine ou des personnes à proximité de la machine pendant son fonctionnement.

VÉRIFIEZ LE COLIS DÈS RÉCEPTION

Dès réception d'une expédition d'Omcan veuillez inspecter pour dommages externes. Si aucun dommage n'est visible sur l'emballage externe, ouvrez le carton afin de s'assurer que tous les éléments commandés sont dans la boîte, et il n'y a aucun dommage dissimulé à la machine. Si le colis n'a subi aucune mauvaises manipulations, de bosses ou de dommages (visible ou cachée), notez-le sur le bond de livraison avant d'accepter la livraison et contactez Omcan dans les 24 heures qui suivent, pour que nous puissions engager une réclamation auprès du transporteur. Un rapport détaillé sur l'étendue des dommages causés à la machine doit être rempli dans un délai de trois jours, à compter de la date de livraison indiquée dans les documents d'expédition. Omcan n'a aucun droit de recours pour les produits endommagés qui ont été expédiés ou cueillis par un tiers transporteur.

Avant d'utiliser n'importe quel équipement, toujours lire et vous familiariser avec toutes les opérations et les



General Information

consignes de sécurité.

Omcan voudrais vous remercier d'avoir choisi cette machine. Il est primordial de conserver ces instructions pour une référence ultérieure. Également conservez la boîte originale et l'emballage pour l'expédition de l'équipement si l'entretien ou le retour de la machine est nécessaire.

Omcan Empresa De Fabricacion Y Distribucion Inc. Y Maquinaria De Alimentos De America, Inc. dba Omcan y Omcan Inc. no son responsables de ningun daño o perjuicio causado por cualquier persona inadecuada o el uso descuidado de este equipo. El producto solo podra ser operado por una persona mayor de 18 años, en su sano juicio y no bajo alguna influencia de droga o alcohol, y que este ha sido entrenado en el correcto funcionamiento de esta máquina, y ésta usando ropa apropiada y autorizada. Cualquier modificación a la máquina anula la garantía y puede causar daños a las personas usando la máquina mientras esta en el funcionamiento.

REVISE EL PAQUETE A SU LLEGADA

Tras la recepcion de un envio Omcan favor inspeccionar daños externos. Si no hay daños evidentes en el empaque exterior, Habra el carton para asegurarse que todos los articulos solicitados estén dentro de la caja y no encuentre daños ocultos en la máquina. Si el paquete ha sufrido un manejo de poco cuidado, golpes o daños (visible o oculto) por favor anote en la factura antes de aceptar la entrega y contacte Omcan dentro de las 24 horas, de modo que podamos iniciar una reclamación con la compañía. Un informe detallado sobre los daños causados a la máquina debe ser llenado en el plazo de tres días, desde la fecha de entrega que se muestra en los documentos de envío. Omcan no tiene ningun recurso por productos dañados que se enviaron a recoger por terceros.

Antes de utilizar cualquier equipo, siempre lea y familiarizarse con todas las instrucciones de funcionamiento y seguridad.

Omcan le gustaría darle las gracias por la compra de esta máquina. Es de la mayor importancia para salvar estas instrucciones para futuras consultas. Además, guarda la caja original y el embalaje para el envío del equipo si servicio técnico o devolución de la máquina que se requiere.

Safety and Warranty

HANDLING AND INSTALLATION

<p>Handle with care Unplug from the wall socket before moving. Never tilt the refrigerator over 45 degrees during handling.</p>	<p>Storage Always store the refrigerator in a dry place.</p>
--	---

Safety and Warranty

<p>Sufficient space To allow for proper air circulation and increased refrigeration capabilities, the refrigerator must have at least 4"/10cm of space between wall/ceiling and the machine.</p>	<p>Proper ventilation Always place the refrigerator in an area with good ventilation. For first time use, set in location and wait at least 2 hours before plugging into wall socket.</p>
<p>Away from heat source Never place the refrigerator near any type of heat source or in direct sunlight, as it reduces refrigeration capabilities.</p>	<p>No heavy load Never put heavy items on top of the refrigerator.</p>
<p>No alterations/tampering Never tamper with or make changes to the refrigerator. Changes and add-ons should not be installed to the inside or outside of the refrigerator.</p>	<p>Stable location Unpack and place the refrigerator on flat, solid ground.</p>

PREPARATION AND POWER SUPPLY

<p>Exclusive power outlet Power supply should be 110V, single phase AC with exclusive single phase three pin outlet (125V/15A). The power outlet must be in close proximity to the ground.</p>	<p>No shared power outlets Refrigerator cable should never share the power outlet with any other appliance, as cable will overheat and may result in a fire.</p>
<p>Protect cables Extra caution should be used when handling cables, as broken or damaged cables can cause sparking and may result in a fire.</p>	<p>No water flushing Never flush the refrigerator surface. This can cause leakage, which may result in electrical damage or fire.</p>
<p>Never store flammables and explosives No explosives or flammables should be stored in, or in proximity to, the refrigerator, such as gasoline, alcohol, and adhesives.</p>	<p>No spray Never spray flammables such as paint or coating near the refrigerator. This may cause fire or malfunction.</p>
<p>After power outage After a power outage or the unplugging of the refrigerator, wait at least 5 minutes before plugging it back in.</p>	<p>No medicine Medicine should not be stored inside of the refrigerator.</p>

RESIDENTIAL USERS: vendor assumes no liability for parts or labor coverage for component failure or other damages resulting from installation in non-commercial or residential applications. The right is reserved to deny shipment for residential usage; if this occurs, you will be notified as soon as possible.

1 YEAR PARTS AND LABOUR WARRANTY

Within the warranty period, contact Omcan Inc. at 1-800-465-0234 to schedule an Omcan authorized service

Safety and Warranty

technician to repair the equipment locally.

Unauthorized maintenance will void the warranty. Warranty covers electrical and part failures not improper use.

Please see <https://omcan.com/disclaimer> for complete info.

WARNING:

The packaging components are classified as normal solid urban waste and can therefore be disposed of without difficulty.

In any case, for suitable recycling, we suggest disposing of the products separately (differentiated waste) according to the current norms.

DO NOT DISCARD ANY PACKAGING MATERIALS IN THE ENVIRONMENT!

Technical Specifications

Model	FR-CN-0007W	FR-CN-0007B	FR-CN-0010W	FR-CN-0010B	FR-CN-0013W	FR-CN-0013B
Item Number	47571	49006	47498	49007	47572	49008
Color	White	Black	White	Black	White	Black
Pan Quantity	7 x 5L Ice-Cream Pan		10 x 5L Ice-Cream Pan		13 x 5L Ice-Cream Pan	
	1 x Small Pan					
Pan Dimensions	14.2" x 6.5" x 4.5" / 360 x 165 x 115mm					
	6.5" x 7.6" x 2.4" / 165 x 149 x 60mm					
Adjustable Shelf Height	No					
Temperature Range	-12 to -22°C / 10.4 to -7.6°F					
Max Ambient Temp Rating	24°C / 75°F					
Electrical	110-120V / 60Hz / 1					
Current	11.8A		13.6A			
Power	1300 W		1500 W			
Refrigerant	R290 (140g)		R290 (160g)		R290 (170g)	
Cooling System	Ventilated					
Climate Class	4					
Temperature Controller	Digital Control					
Temperature Display	LED Displays					
Defrost	Auto Defrost with Heating Element					
Tray Heater	No					
Type of Light	LED					
Lock	No					
Door Type	Sliding Doors at Back					
Self-Closing Door	No					
Dimensions	41.3" x 33.5" x 51.2" 1050 x 850 x 1300mm		55.4" x 33.5" x 51.2" 1408 x 850 x 1300mm		69.4" x 33.5" x 51.2" 1764 x 850 x 1300mm	
	44.5" x 37.8" x 57.5" 1130 x 960 x 1460mm		58.5" x 37.8" x 57.5" 1486 x 960 x 1460mm		72.5" x 37.8" x 57.5" 1842 x 960 x 1460mm	
Weight	306.4 lbs. / 139 kgs.		372.6 lbs. / 169 kgs.		434.3 lbs. / 197 kgs.	
Packaging Weight	423.3 lbs. / 192 kgs.		504.9 lbs. / 229 kgs.		582 lbs. / 264 kgs.	

BEFORE USE

- Plug refrigerator into the 110-120V exclusive socket.
- After the refrigerator is running, confirm that air suction/filtration is in working order and that it is sufficiently cold. After checking to make sure the refrigerator is working properly, it may be used.

FEATURES OF FUNCTION

- Small, integrated digital controller, which is applicable to the compressor of 1 Hp. Located behind the front grill.
- Main functions are: temperature display/temperature control/manual-automatic/light control/value storing/self-testing/parameter locking.

FRONT PANEL OPERATION

1. Set temperature: press **SET** button; set temperature will be displayed. Press **▲** or **▼** button to modify and store the displayed value. Press **SET** button to exit the adjustment and display the cold-room temperature.
2. If no button is pressed within 10 seconds, the cold-room temperature will be displayed.
3. Lighting: press **☰** button to activate light in refrigerator; press again to turn off. Manual start/stop defrost: press **⊞** button and hold for 6 seconds to either defrost or to stop defrost.
4. Refrigeration LED: during refrigeration, the LED is on. When the cold room temperature is constant, the LED is off. During delay start, the LED flashes.
5. Defrost LED: during defrosting, the LED is on. When it stops defrosting, the LED is off. During the delay of defrost, the LED flashed.
6. Digital controller reset: when display shows "Disorder", press **▼** button for 2s until buzzer rings, quickly press **▲** button for 6s until buzzer rings again, the display will flash for 3s and it restores factory setting.

CAUTION

- Never block the air outlet and suction to keep the air circulation and refrigeration capability constant.
- Do not overfill refrigerator with food, as it will influence the cooling effect. If needed, adjust the rack height for proper food storage.
- Cool down hot food to room temperature before placing inside the refrigerator.
- When power supply has been cut off, reduce opening times and maintain cool temperature in refrigerator.
- To avoid scalding, never touch the compressor.
- If the supply cord is damaged, it must be replaced by the manufacturer, its service agent, or similarly qualified persons in order to avoid hazard.
- This appliance is not intended for use by persons (including children) with reduced physical, sensory or mental capabilities, or lack of experience and knowledge, unless they have been given supervision or instruction concerning use of the appliance by a person responsible for their safety.
- Children should be supervised to ensure that they do not play with the appliance.
- Do not store explosive substances such as aerosol cans with a flammable propellant in this appliance.
- During normal operation, the emission noise level does not exceed 70dB (A).
- The maximum loading of the pan does not exceed 5L.

Operation

- To avoid damages or other problems, this product can not be put or stored with any corrosive food.
- Warning: keep all ventilation openings clear of obstructions.
- Warning: do not use any other means of accelerating the defrosting process.
- Warning: do not damage the refrigerant circuit.
- Warning: do not use electrical appliances inside the food storage compartments of the display freezer.

Maintenance

1. Notice.
 - Keep the freezer clean and ensure all periodical maintenance is performed.
 - Always unplug the unit before cleaning or maintenance.
 - Never use if the cord or plug is damaged.
 - Do not spray or submerge the unit in water or any other liquid.
2. Clean outside.
 - Dip a soft cloth in neutral detergent to clean the outside of the freezer, then wipe dry with soft cloth.
3. Clean inside.
 - Take pan out for cleaning with water.
 - Use a soft cloth to wipe the box.
4. Shut down the freezer for a long time.
 - Take all food out and unplug the wall socket.
 - Clean both inside and outside of the freezer thoroughly and open the door for sufficient dry.
 - The glass breaks easily, keep children away from glass.

Troubleshooting

Trouble	Possible Cause and Solution
No refrigeration.	Is the plug in the socket?
	Is the fuse broken?
	Is there no power?

Troubleshooting

Unsatisfactory refrigeration.	Is it in direct sunlight?
	Is there a heat source nearby?
	Is the surrounding ventilation poor?
	Does the door close completely?
	Is the door open for long periods of time?
	Is the door seal strip deformed or damaged?
	Is there too much food congestion?
	Does food block the air suction or outlet?
	Is the temperature controller set to the correct temperature?
Too much noise.	Is the freezer level?
	Does the freezer make contact with the wall or any other objects?
	Is there a loose part in the freezer?
Contact Omcan if simple troubleshooting does not solve the problems.	

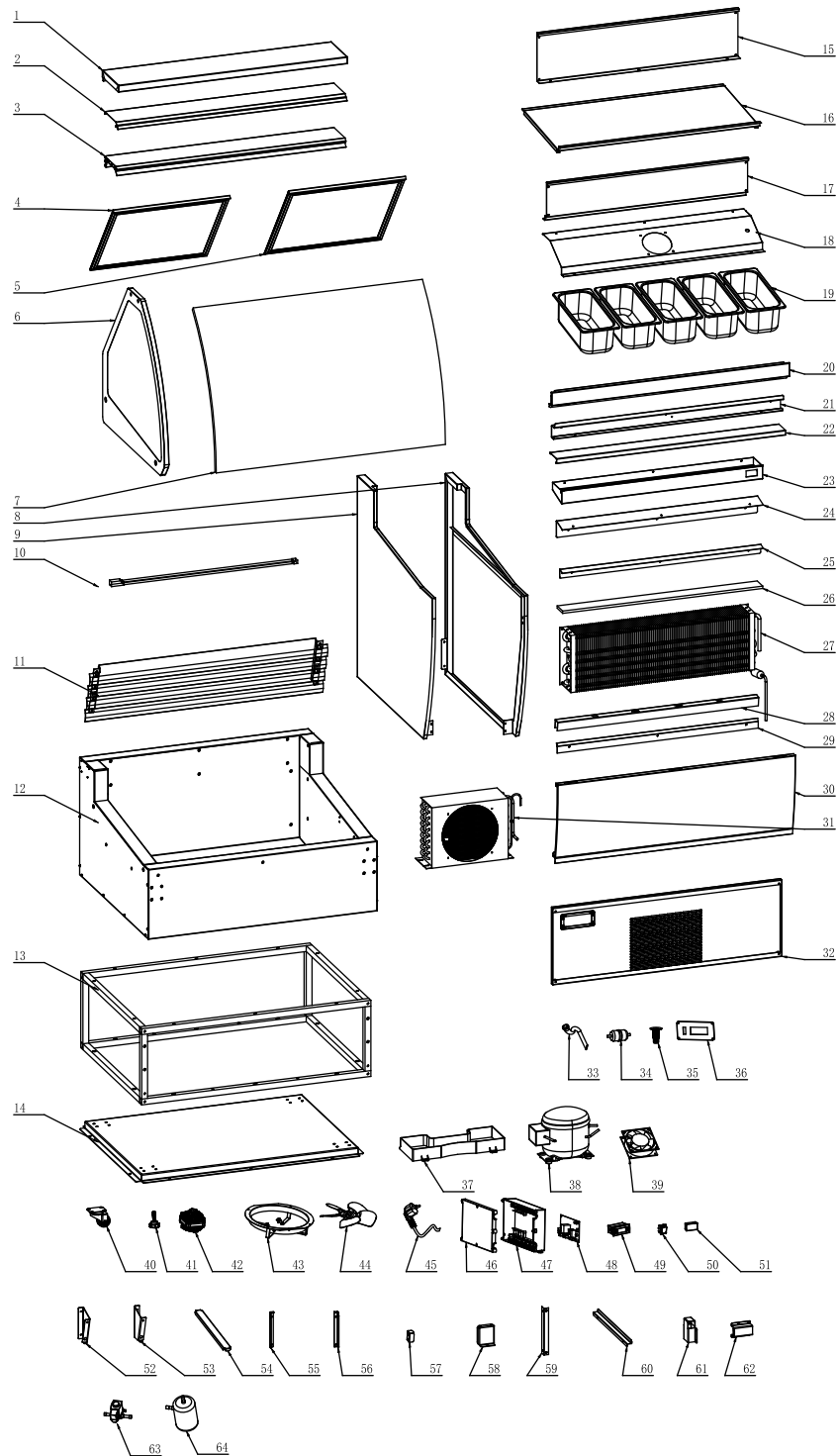
NOTE

The following occurrences are not problems:

- The murmur of water is heard when the refrigerator is working. It is a normal occurrence as the coolant is circulating in the system.
- When the weather is damp, condensation might be found on the outside of the refrigerator. It is caused by high humidity. Simply use cloth to wipe it off.

Parts Breakdown

Model FR-CN-0007W 47571



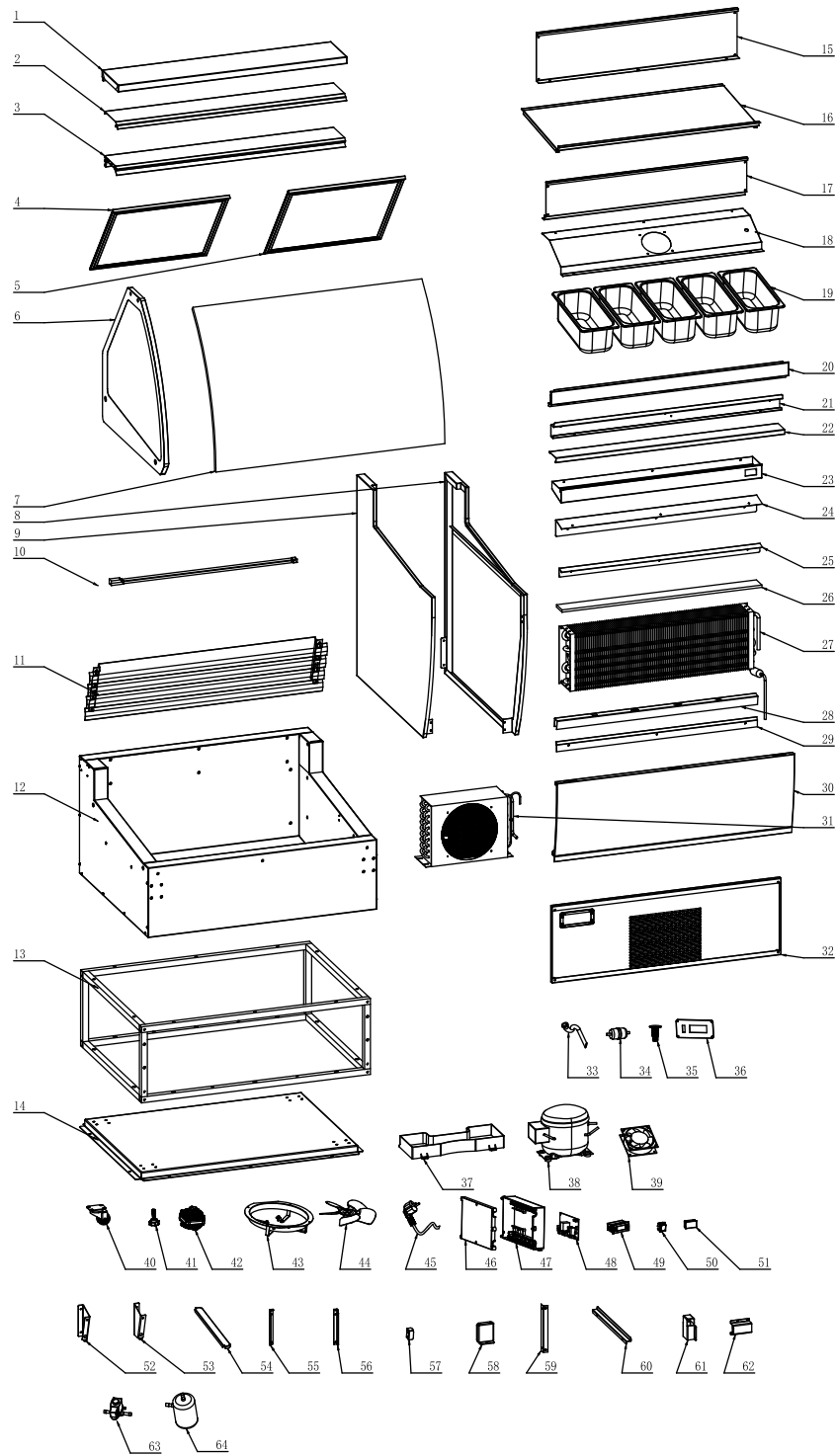
Parts Breakdown

Model FR-CN-0007W 47571

Item No.	Description	Position	Item No.	Description	Position	Item No.	Description	Position
AL782	Back Upper Board Foaming Body for 47571	1	AU366	Display Fix Board Foaming Assembly for 47571	23	AR331	Power Line for 47571	45
AL783	Upper Pillar Decorating Board for 47571	2	AL805	Upper Windshield of Air Outlet for 47571	24	AL830	Cover of Assembly Box for 47571	46
AL784	Upper Pillar for 47571	3	AL806	Bottom Windshield of Air Outlet for 47571	25	AL831	Base of Assembly Box for 47571	47
AU362	Big Door Glass Assembly for 47571	4	AL807	Cellular Board for 47571	26	AU374	Mainboard for 47571	48
AU363	Small Door Glass Assembly for 47571	5	AL808	Evaporator for 47571	27	AL833	Display for 47571	49
AU364	Side Glass Assembly for 47571	6	AL809	Stainless Steel Strip for 47571	28	AU375	Switch for 47571	50
AL788	Curved Glass for 47571	7	AL810	Windshield of Air Inlet for 47571	29	AU376	Front Display for 47571	51
AL789	Right Board Assembly for 47571	8	AL811	Front Panel Component for 47571	30	AL836	Left Fix Board of Window Shades for 47571	52
AL790	Left Board Assembly for 47571	9	AU367	Condenser for 47571	31	AL837	Right Fix Board of Window Shades for 47571	53
AL791	LED for 47571	10	AL814	Back Bottom Panel for 47571	32	AU377	Ice Cream Tray Fixing Straight Beam for 47571	54
AL792	Shutter Assembly for 47571	11	AU368	Water Leakage Pipe for 47571	33	AL839	Left Fixing Pillar of Front Baffle of Air for 47571	55
AL793	Body Foaming Assembly for 47571	12	AL818	Dry Filter for 47571	34	AL840	Right Fixing Pillar of Front Baffle of Air for 47571	56
AL794	Base Assembly for 47571	13	AU369	Water Leakage Pipe Joint for 47571	35	AL841	Beam Fixing Plate for 47571	57
AL795	Base Board for 47571	14	AU370	Control Panel for 47571	36	AL842	Front Board Fix for 47571	58
AL796	Back Baffle of Air Duct for 47571	15	AL821	Water Box for 47571	37	AL843	Evaporator Fix Board for 47571	59
AL797	Upper Baffle of Air Duct for 47571	16	AU371	Compressor for 47571	38	AL844	Side Glass Fix Board for 47571	60
AL798	Front Baffle of Air Duct for 47571	17	AU372	Fan Motor for 47571	39	AL845	Upper Fix Board of Side Board for 47571	61
AL799	Motor Fix Board for 47571	18	AU373	Casters for 47571	40	AL846	Front Fix Board of Side Board for 47571	62
AU365	Ice Cream Plate for 47571	19	AL825	Adjustable Feet for 47571	41	AU378	Solenoid Valve for 47571	63
AL801	Front Upper Decorating Board for 47571	20	AR527	Motor for 47571	42	AU379	Accumulator for 47571	64
AL802	Fix Pillar of Curved Glass for 47571	21	AL827	Flange for 47571	43			
AL803	Body Decorating Board for 47571	22	AL828	Condenser Fan for 47571	44			

Parts Breakdown

Model FR-CN-0007B 49006



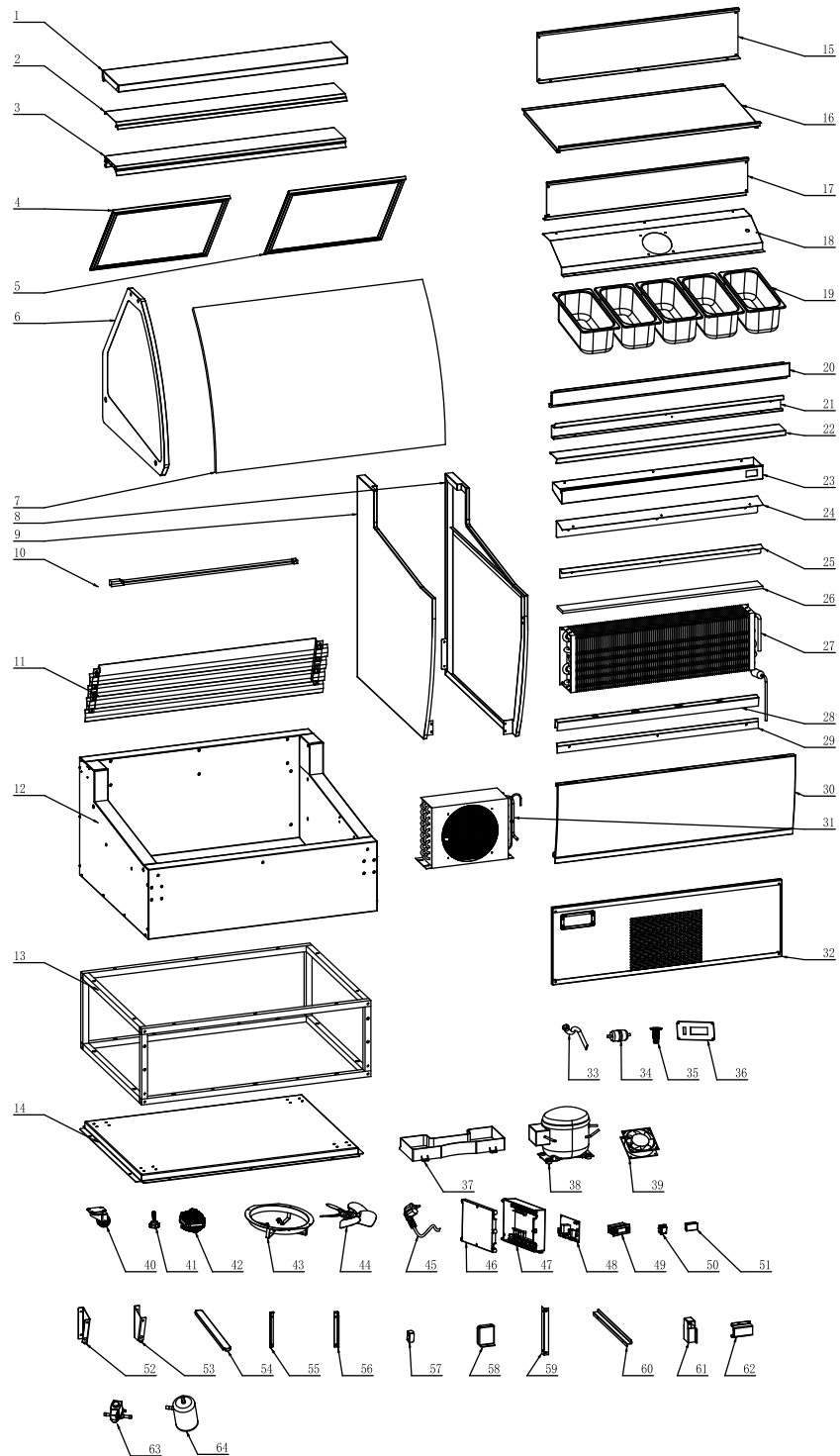
Parts Breakdown

Model FR-CN-0007B 49006

Item No.	Description	Position	Item No.	Description	Position	Item No.	Description	Position
AL782	Back Upper Board Foaming Body for 49006	1	AL803	Body Decorating Board for 49006	22	AL827	Flange for 49006	43
AL783	Upper Pillar Decorating Board for 49006	2	AU380	Display Fix Board Foaming Assembly for 49006	23	AL828	Condenser Fan for 49006	44
AL784	Upper Pillar for 49006	3	AL805	Upper Windshield of Air Outlet for 49006	24	AR331	Power Line for 49006	45
AU362	Big Door Glass Assembly for 49006	4	AL806	Bottom Windshield of Air Outlet for 49006	25	AL830	Cover of Assembly Box for 49006	46
AU363	Small Door Glass Assembly for 49006	5	AL807	Cellular Board for 49006	26	AL831	Base of Assembly Box for 49006	47
AU364	Side Glass Assembly for 49006	6	AL808	Evaporator for 49006	27	AU374	Mainboard for 49006	48
AL788	Curved Glass for 49006	7	AL809	Stainless Steel Strip for 49006	28	AL833	Display for 49006	49
AL789	Right Board Assembly for 49006	8	AL810	Windshield of Air Inlet for 49006	29	AU375	Switch for 49006	50
AM053	Right Board Assembly for 49006	9	AM057	Front Panel Component for 49006	30	AL835	Front Display for 49006	51
AL791	LED for 49006	10	AU367	Condenser for 49006	31	AL836	Left Fix Board of Window Shades for 49006	52
AL792	Shutter Assembly for 49006	11	AL814	Back Bottom Panel for 49006	32	AL837	Right Fix Board of Window Shade for 49006	53
AM055	Body Foaming Assembly for 49006	12	AU368	Water Leakage Pipe for 49006	33	AL838	Ice Cream Tray Fixing Straight Beam for 49006	54
AL794	Base Assembly for 49006	13	AL818	Dry Filter for 49006	34	AL839	Left Fixing Pillar of Front Baffle of Air for 49006	55
AL795	Base Board for 49006	14	AU369	Water Leakage Pipe Joint for 49006	35	AL840	Right Fixing Pillar of Front Baffle of Air for 49006	56
AL796	Back Baffle of Air Duct for 49006	15	AU370	Control Panel for 49006	36	AL841	Beam Fixing Plate for 49006	57
AL797	Upper Baffle of Air Duct for 49006	16	AL821	Water Box for 49006	37	AL842	Front Board Fix for 49006	58
AL798	Front Baffle of Air Duct for 49006	17	AU371	Compressor for 49006	38	AL843	Evaporator Fix Board for 49006	59
AL799	Motor Fix Board for 49006	18	AU372	Fan Motor for 49006	39	AL844	Side Glass Fix Board for 49006	60
AU365	Ice Cream Plate for 49006	19	AR333	Castor for 49006	40	AL845	Upper Fix Board of Side Board for 49006	61
AM056	Front Upper Decorating Board for 49006	20	AL825	Adjustable Feet for 49006	41	AL846	Front Fix Board of Side Board for 49006	62
AL802	Fix Pillar of Curved Glass for 49006	21	AR527	Motor for 49006	42			

Parts Breakdown

Model FR-CN-0010W 47498



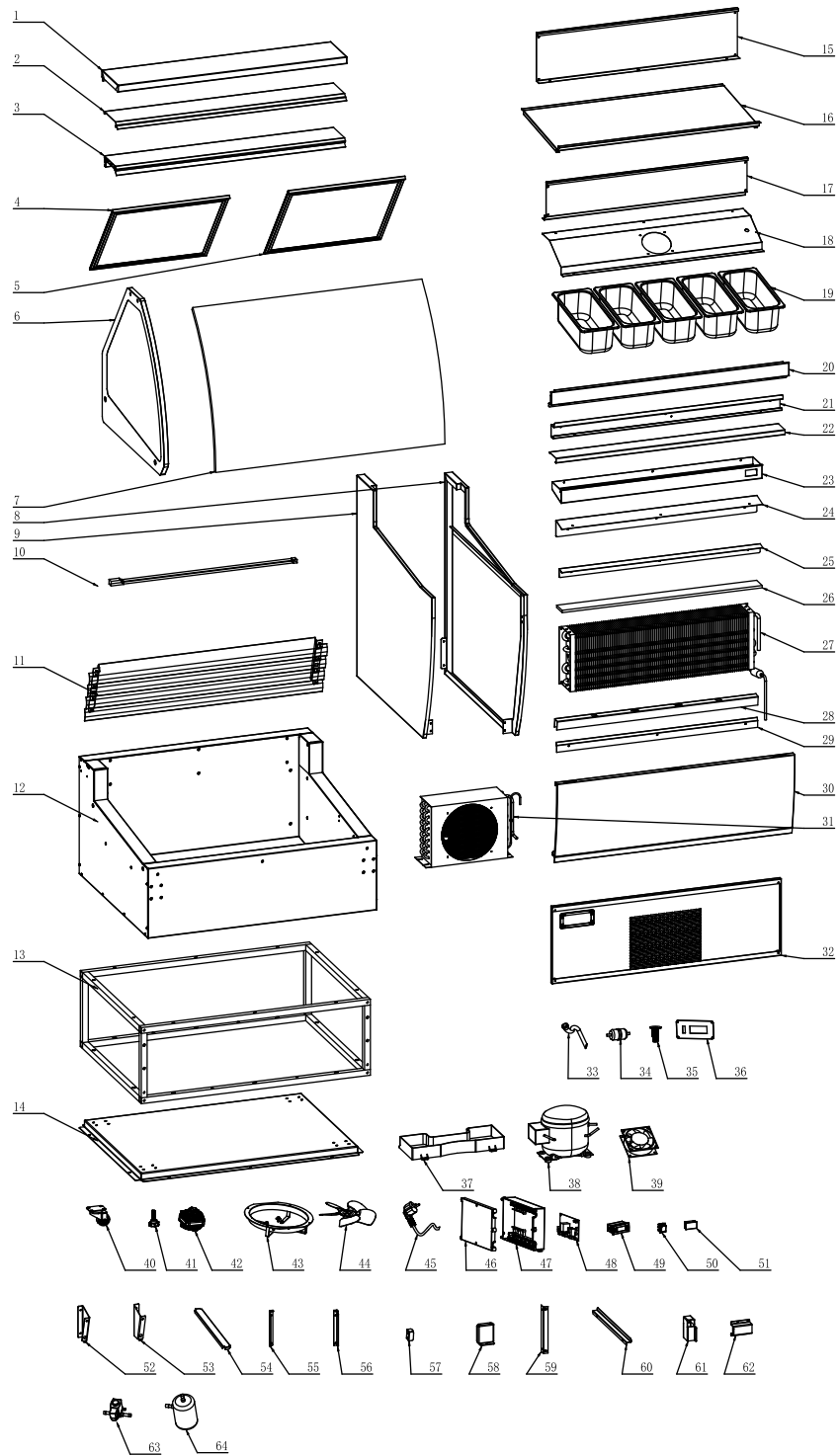
Parts Breakdown

Model FR-CN-0010W 47498

Item No.	Description	Position	Item No.	Description	Position	Item No.	Description	Position
AL847	Back Upper Board Foaming Body for 47498	1	AU383	Display Fix Board Foaming Assembly for 47498	23	AR331	Power Line for 47498	45
AL848	Upper Pillar Decorating Board for 47498	2	AL866	Upper Windshield of Air Outlet for 47498	24	AL830	Cover of Assembly Box for 47498	46
AL849	Upper Pillar for 47498	3	AL867	Bottom Windshield of Air Outlet for 47498	25	AL831	Base of Assembly Box for 47498	47
AU381	Big Door Glass Assembly for 47498	4	AL868	Cellular Board for 47498	26	AU374	Mainboard for 47498	48
AU382	Small Door Glass Assembly for 47498	5	AL869	Evaporator for 47498	27	AL833	Display for 47498	49
AU364	Side Glass Assembly for 47498	6	AL870	Stainless Steel Strip for 47498	28	AU375	Switch for 47498	50
AL852	Curved Glass for 47498	7	AL871	Windshield of Air Inlet for 47498	29	AL835	Front Display for 47498	51
AL789	Right Board Assembly for 47498	8	AL872	Front Panel Component for 47498	30	AL836	Left Fix Board of Window Shades for 47498	52
AL790	Left Board Assembly for 47498	9	AU367	Condenser for 47498	31	AL837	Right Fix Board of Window Shades for 47498	53
AL853	LED for 47498	10	AL874	Back Bottom Panel for 47498	32	AL838	Ice Cream Tray Fixing Straight Beam for 47498	54
AL854	Shutter Assembly for 47498	11	AU368	Water Leakage Pipe for 47498	33	AL839	Left Fixing Pillar of Front Baffle of Air for 47498	55
AL855	Body Foaming Assembly for 47498	12	AL818	Dry Filter for 47498	34	AL840	Right Fixing Pillar of Front Baffle of Air for 47498	56
AL856	Base Assembly for 47498	13	AU369	Water Leakage Pipe Joint for 47498	35	AL841	Beam Fixing Plate for 47498	57
AL857	Base Board for 47498	14	AU370	Control Panel for 47498	36	AL842	Front Board Fix for 47498	58
AL858	Back Baffle of Air Duct for 47498	15	AL821	Water Box for 47498	37	AL843	Evaporator Fix Board for 47498	59
AL859	Upper Baffle of Air Duct for 47498	16	AU371	Compressor for 47498	38	AL844	Side Glass Fix Board for 47498	60
AL860	Front Baffle of Air Duct for 47498	17	AU372	Fan Motor for 47498	39	AL845	Upper Fix Board of Side Board for 47498	61
AL861	Motor Fix Board for 47498	18	AR333	Castor for 47498	40	AL846	Front Fix Board of Side Board for 47498	62
AU365	Ice Cream Plate for 47498	19	AL825	Adjustable Feet for 47498	41	AU378	Solenoid Valve for 47498	63
AL862	Front Upper Decorating Board for 47498	20	AR527	Motor for 47498	42	AU379	Accumulator for 47498	64
AL863	Fix Pillar of Curved Glass for 47498	21	AL827	Flange for 47498	43			
AL864	Body Decorating Board for 47498	22	AL828	Condenser Fan for 47498	44			

Parts Breakdown

Model FR-CN-0010B 49007



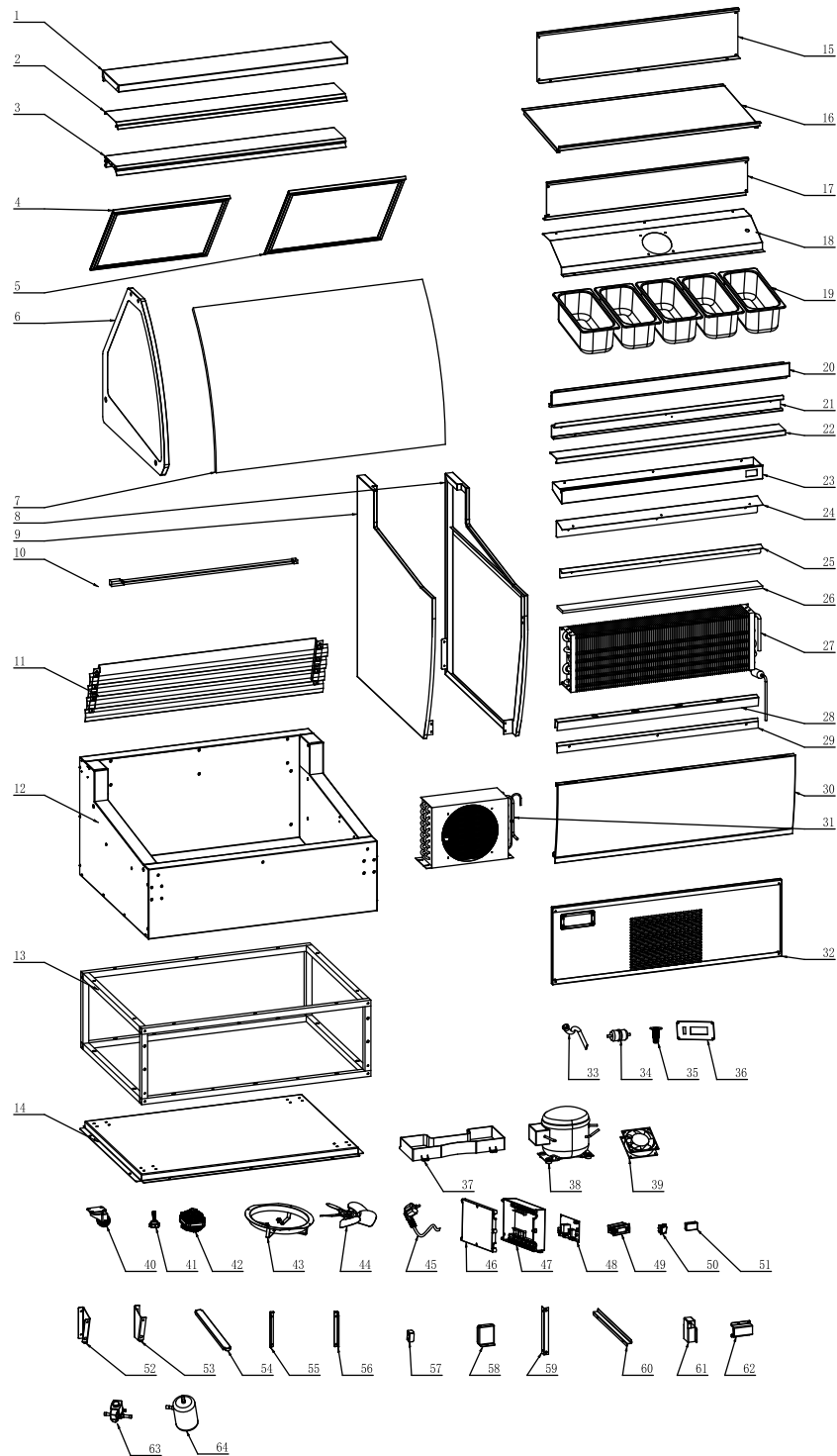
Parts Breakdown

Model FR-CN-0010B 49007

Item No.	Description	Position	Item No.	Description	Position	Item No.	Description	Position
AL847	Back Upper Board Foaming Body for 49007	1	AL864	Body Decorating Board for 49007	22	AL827	Flange for 49007	43
AL848	Upper Pillar Decorating Board for 49007	2	AU383	Display Fix Board Foaming Assembly for 49007	23	AL828	Condenser Fan for 49007	44
AL849	Upper Pillar for 49007	3	AL866	Upper Windshield of Air Outlet for 49007	24	AR331	Power Line for 49007	45
AU381	Big Door Glass Assembly for 49007	4	AL867	Bottom Windshield of Air Outlet for 49007	25	AL830	Cover of Assembly Box for 49007	46
AU382	Small Door Glass Assembly for 49007	5	AL868	Cellular Board for 49007	26	AL831	Base of Assembly Box for 49007	47
AU364	Side Glass Assembly for 49007	6	AL869	Evaporator for 49007	27	AU374	Mainboard for 49007	48
AL852	Curved Glass for 49007	7	AL870	Stainless Steel Strip for 49007	28	AL833	Display for 49007	49
AL789	Right Board Assembly for 49007	8	AL871	Windshield of Air Inlet for 49007	29	AU375	Switch for 49007	50
AM053	Right Board Assembly for 49007	9	AM060	Front Panel Component for 49007	30	AL835	Front Display for 49007	51
AL853	LED for 49007	10	AU367	Condenser for 49007	31	AL836	Left Fix Board of Window Shades for 49007	52
AL854	Shutter Assembly for 49007	11	AL874	Back Bottom Panel for 49007	32	AL837	Right Fix Board of Window Shades for 49007	53
AM058	Body Foaming Assembly for 49007	12	AU368	Water Leakage Pipe for 49007	33	AL838	Ice Cream Tray Fixing Straight Beam for 49007	54
AL856	Base Assembly for 49007	13	AL818	Dry Filter for 49007	34	AL839	Left Fixing Pillar of Front Baffle of Air for 49007	55
AL857	Base Board for 49007	14	AU369	Water Leakage Pipe Joint for 49007	35	AL840	Right Fixing Pillar of Front Baffle of Air for 49007	56
AL858	Back Baffle of Air Duct for 49007	15	AM063	Front Panel Component for 49007	36	AL841	Beam Fixing Plate for 49007	57
AL859	Upper Baffle of Air Duct for 49007	16	AL821	Water Box for 49007	37	AL842	Front Board Fix for 49007	58
AL860	Front Baffle of Air Duct for 49007	17	AU371	Compressor for 49007	38	AL843	Evaporator Fix Board for 49007	59
AL861	Motor Fix Board for 49007	18	AU372	Fan Motor for 49007	39	AL844	Side Glass Fix Board for 49007	60
AU365	Ice Cream Plate for 49007	19	AR333	Castor for 49007	40	AL845	Upper Fix Board of Side Board for 49007	61
AM059	Front Upper Decorating Board for 49007	20	AL825	Adjustable Feet for 49007	41	AL846	Front Fix Board of Side Board for 49007	62
AL863	Fix Pillar of Curved Glass for 49007	21	AR527	Motor for 49007	42			

Parts Breakdown

Model FR-CN-0013W 47572



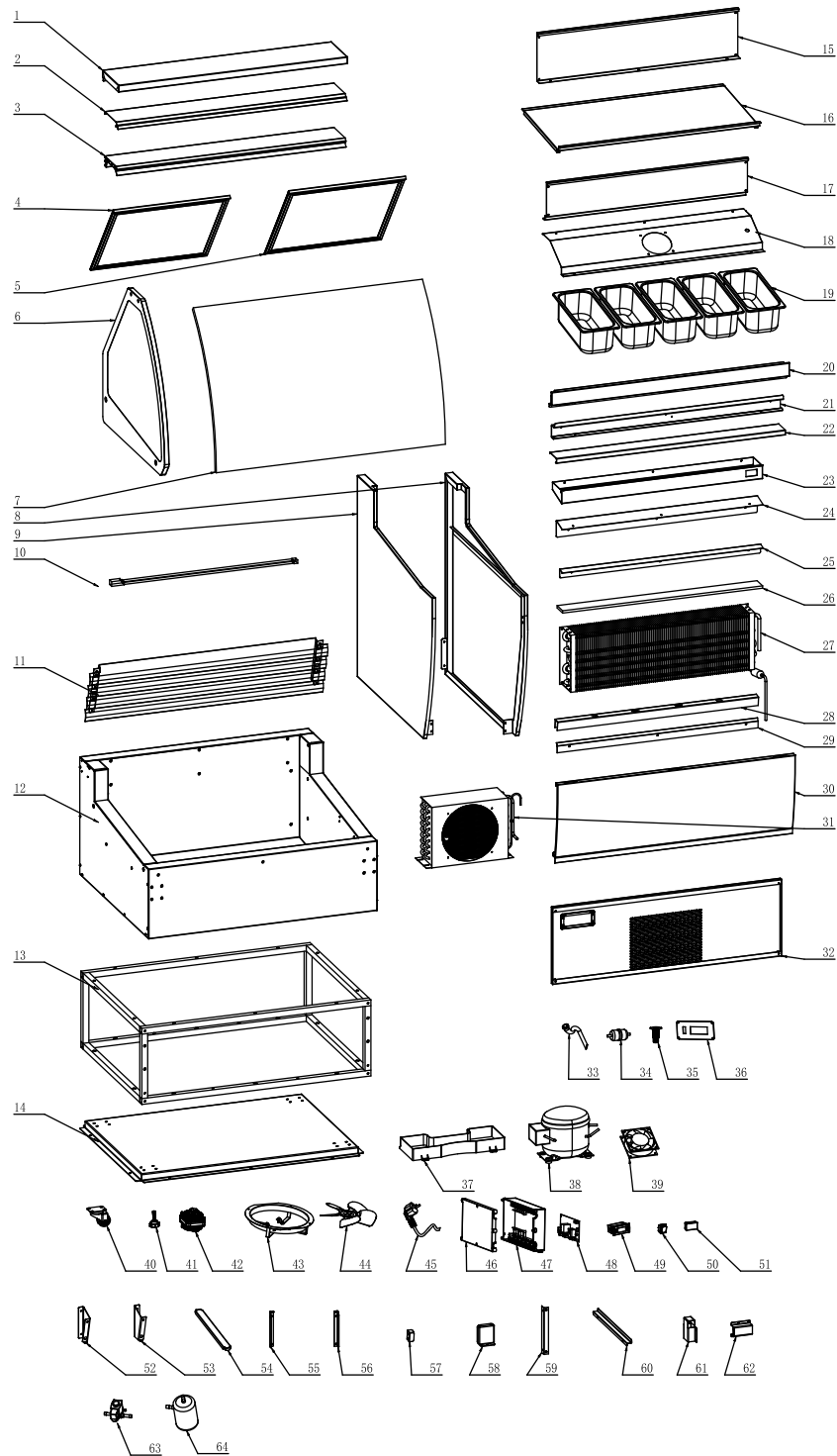
Parts Breakdown

Model FR-CN-0013W 47572

Item No.	Description	Position	Item No.	Description	Position	Item No.	Description	Position
AL875	Back Upper Board Foaming Body for 47572	1	AU386	Display Fix Board Foaming Assembly for 47572	23	AL828	Condenser Fan for 47572	44
AL876	Upper Pillar Decorating Board for 47572	2	AL894	Upper Windshield of Air Outlet for 47572	24	AR331	Power Line for 47572	45
AL877	Upper Pillar for 47572	3	AL895	Bottom Windshield of Air Outlet for 47572	25	AL830	Cover of Assembly Box for 47572	46
AU384	Big Door Glass Assembly for 47572	4	AL896	Cellular Board for 47572	26	AL831	Base of Assembly Box for 47572	47
AU385	Small Door Glass Assembly for 47572	5	AL897	Evaporator for 47572	27	AU374	Mainboard for 47572	48
AU364	Side Glass Assembly for 47572	6	AL898	Stainless Steel Strip for 47572	28	AL833	Display for 47572	49
AL880	Curved Glass for 47572	7	AL899	Windshield of Air Inlet for 47572	29	AU375	Switch for 47572	50
AL789	Right Board Assembly for 47572	8	AL900	Front Panel Component for 47572	30	AL835	Front Display for 47572	51
AL790	Left Board Assembly for 47572	9	AU367	Condenser for 47572	31	AL836	Left Fix Board of Window Shades for 47572	52
AL881	LED for 47572	10	AL902	Back Bottom Panel for 47572	32	AL837	Right Fix Board of Window Shades for 47572	53
AL882	Shutter Assembly for 47572	11	AU368	Water Leakage Pipe for 47572	33	AL838	Ice Cream Tray Fixing Straight Beam for 47572	54
AL883	Body Foaming Assembly for 47572	12	AL818	Dry Filter for 47572	34	AL839	Left Fixing Pillar of Front Baffle of Air for 47572	55
AL884	Base Assembly for 47572	13	AU369	Water Leakage Pipe Joint for 47572	35	AL840	Right Fixing Pillar of Front Baffle of Air for 47572	56
AL885	Base Board for 47572	14	AU387	Control Panel for 47572	36	AL841	Beam Fixing Plate for 47572	57
AL886	Back Baffle of Air Duct for 47572	15	AL821	Water Box for 47572	37	AL842	Front Board Fix for 47572	58
AL887	Upper Baffle of Air Duct for 47572	16	AU371	Compressor for 47572	38	AL843	Evaporator Fix Board for 47572	59
AL889	Motor Fix Board for 47572	17, 18	AU372	Fan Motor for 47572	39	AL844	Side Glass Fix Board for 47572	60
AU365	Ice Cream Plate for 47572	19	AR333	Castor for 47572	40	AL845	Upper Fix Board of Side Board for 47572	61
AL890	Front Upper Decorating Board for 47572	20	AL825	Adjustable Feet for 47572	41	AL846	Front Fix Board of Side Board for 47572	62
AL891	Fix Pillar of Curved Glass for 47572	21	AR527	Motor for 47572	42	AU378	Solenoid Valve for 47572	63
AL892	Body Decorating Board for 47572	22	AL827	Flange for 47572	43	AU379	Accumulator for 47572	64

Parts Breakdown

Model FR-CN-0013B 49008



Parts Breakdown

Model FR-CN-0013B 49008

Item No.	Description	Position	Item No.	Description	Position	Item No.	Description	Position
AL875	Back Upper Board Foaming Body for 49008	1	AU386	Display Fix Board Foaming Assembly for 49008	23	AU388	Power Line for 49008	45
AL876	Upper Pillar Decorating Board for 49008	2	AL894	Upper Windshield of Air Outlet for 49008	24	AL830	Cover of Assembly Box for 49008	46
AL877	Upper Pillar for 49008	3	AL895	Bottom Windshield of Air Outlet for 49008	25	AL831	Base of Assembly Box for 49008	47
AU384	Big Door Glass Assembly for 49008	4	AL896	Cellular Board for 49008	26	AU374	Mainboard for 49008	48
AU385	Small Door Glass Assembly for 49008	5	AL897	Evaporator for 49008	27	AL833	Display for 49008	49
AU364	Side Glass Assembly for 49008	6	AL898	Stainless Steel Strip for 49008	28	AU375	Switch for 49008	50
AL880	Curved Glass for 49008	7	AL899	Windshield of Air Inlet for 49008	29	AL835	Front Display for 49008	51
AL789	Right Board Assembly for 49008	8	AM063	Front Panel Component for 49008	30	AL836	Left Fix Board of Window Shades for 49008	52
AM053	Right Board Assembly for 49008	9	AU367	Condenser for 49008	31	AL837	Right Fix Board of Window Shades for 49008	53
AL881	LED for 49008	10	AL902	Back Bottom Panel for 49008	32	AL838	Ice Cream Tray Fixing Straight Beam for 49008	54
AL882	Shutter Assembly for 49008	11	AU368	Water Leakage Pipe for 49008	33	AL839	Left Fixing Pillar of Front Baffle of Air for 49008	55
AM061	Body Foaming Assembly for 49008	12	AL818	Dry Filter for 49008	34	AL840	Right Fixing Pillar of Front Baffle of Air for 49008	56
AL884	Base Assembly for 49008	13	AU369	Water Leakage Pipe Joint for 49008	35	AL841	Beam Fixing Plate for 49008	57
AL885	Base Board for 49008	14	AU370	Control Panel for 49008	36	AL842	Front Board Fix for 49008	58
AL886	Back Baffle of Air Duct for 49008	15	AL821	Water Box for 49008	37	AL843	Evaporator Fix Board for 49008	59
AL887	Upper Baffle of Air Duct for 49008	16	AU371	Compressor for 49008	38	AL844	Side Glass Fix Board for 49008	60
AL888	Front Baffle of Air Duct for 49008	17	AU372	Fan Motor for 49008	39	AL845	Upper Fix Board of Side Board for 49008	61
AL889	Motor Fix Board for 49008	18	AR333	Castor for 49008	40	AL846	Front Fix Board of Side Board for 49008	62
AU365	Ice Cream Plate for 49008	19	AL825	Adjustable Feet for 49008	41	AU378	Solenoid Valve for 49008	63
AM062	Front Upper Decorating Board for 49008	20	AR527	Motor for 49008	42	AU379	Accumulator for 49008	64
AL891	Fix Pillar of Curved Glass for 49008	21	AL827	Flange for 49008	43			
AL892	Body Decorating Board for 49008	22	AL828	Condenser Fan for 49008	44			

Electrical Schematics

Model FR-CN-0007W 47571

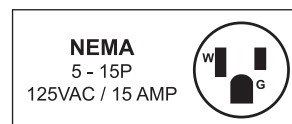
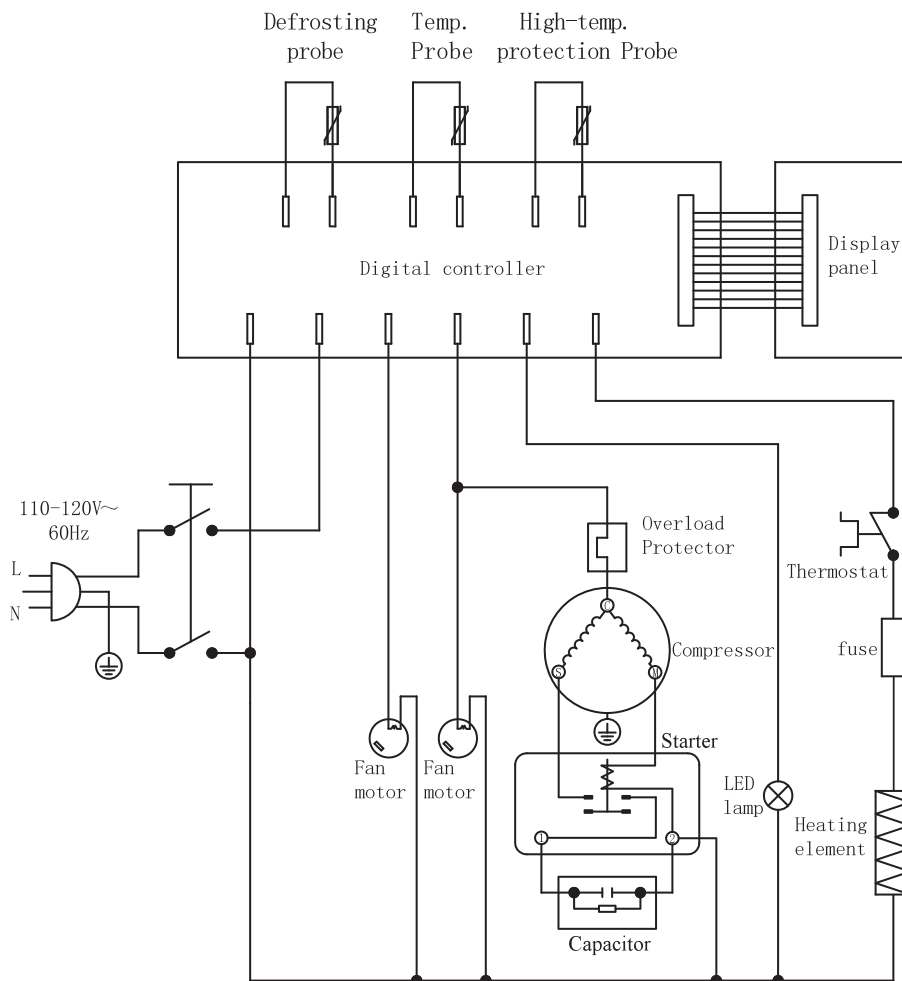
Model FR-CN-0007B 49006

Model FR-CN-0010W 47498

Model FR-CN-0010B 49007

Model FR-CN-0013W 47572

Model FR-CN-0013B 49008





Warranty Registration

Thank you for purchasing an Omcan product. To register your warranty for this product, complete the information below, tear off the card at the perforation and then send to the address specified below. You can also register online by visiting:

Merci d'avoir acheté un produit Omcan. Pour enregistrer votre garantie pour ce produit, complétez les informations ci-dessous, détachez la carte au niveau de la perforation, puis l'envoyer à l'adresse spécifiée ci-dessous. Vous pouvez également vous inscrire en ligne en visitant:

Gracias por comprar un producto Omcan usted. Para registrar su garantía para este producto, complete la información a continuación, cortar la tarjeta en la perforación y luego enviarlo a la dirección indicada a continuación. También puede registrarse en línea en:

<https://omcan.com/warranty-registration/>

For mailing in Canada

Pour postale au Canada

Por correo en Canadá

For mailing in the US

Pour diffusion aux États-Unis

Por correo en los EE.UU.

OMCAN

PRODUCT WARRANTY REGISTRATION

3115 Pepper Mill Court,
Mississauga, Ontario
Canada, L5L 4X5

OMCAN

PRODUCT WARRANTY REGISTRATION

4450 Witmer Industrial Estates, Unit 4,
Niagara Falls, New York
USA, 14305

or email to: service@omcan.com



Purchaser's Information

Name: _____

Address: _____

City: _____ Province or State: _____ Postal or Zip: _____

Country: _____

Dealer from which Purchased: _____

Dealer City: _____ Dealer Province or State: _____

Invoice: _____

Model Name: _____ Model Number: _____

Machine Description: _____

Date of Purchase (MM/DD/YYYY): _____

Would you like to extend the warranty? Yes No

Company Name: _____

Telephone: _____

Email Address: _____

Type of Company:

Restaurant Bakery Deli

Butcher Supermarket Caterer

Institution (specify): _____

Other (specify): _____

Serial Number: _____

Date of Installation (MM/DD/YYYY): _____

Thank you for choosing Omcan | Merci d'avoir choisi Omcan | Gracias por elegir Omcan



Since 1951 Omcan has grown to become a leading distributor of equipment and supplies to the North American food service industry. Our success over these many years can be attributed to our commitment to strengthen and develop new and existing relationships with our valued customers and manufacturers. Today with partners in North America, Europe, Asia and South America, we continually work to improve and grow the company. We strive to offer customers exceptional value through our qualified local sales and service representatives who provide convenient access to over 6,500 globally sourced products.

Depuis 1951 Omcan a grandi pour devenir un des "leaders" de la distribution des équipements et matériel pour l'industrie des services alimentaires en Amérique du Nord. Notre succès au cours de ces nombreuses années peut être attribué à notre engagement à renforcer et à développer de nouvelles et existantes relations avec nos clients et les fabricants de valeur. Aujourd'hui avec des partenaires en Amérique du Nord, Europe, Asie et Amérique du Sud, nous travaillons continuellement à améliorer et développer l'entreprise. Nous nous efforçons d'offrir à nos clients une valeur exceptionnelle grâce à nos ventes locales qualifiées et des représentants de service qui offrent un accès facile à plus de 6500 produits provenant du monde entier.

Desde 1951 Omcan ha crecido hasta convertirse en un líder en la distribución de equipos y suministros de alimentos en América del Norte industria de servicios. Nuestro éxito en estos años se puede atribuir a nuestro compromiso de fortalecer y desarrollar nuevas relaciones existentes con nuestros valiosos clientes y fabricantes. Hoy con socios de América del Norte, Europa, Asia y América del Sur, que trabajan continuamente para mejorar y crecer la empresa. Nos esforzamos por ofrecer a nuestros clientes valor excepcional a través de nuestro local de ventas y representantes de los servicios que proporcionan un fácil acceso a más de 6,500 productos con origen a nivel mundial.

