



SERVING THE FOOD INDUSTRY SINCE 1951

17" Slim Glass-Door Black Display Freezer with 105L Capacity – 110V, 180W

ITEM:
MODEL:

47241
FR-CN-0105

47242
FR-CN-0105B



47241

47242

Its slim size makes this an ideal cooler for places with limited space.

Spacious glass door refrigerator crafted with enduring quality. The sleek design features innovative technology, high-efficiency components, and the most attractive product display in its category. Slim size refrigerated display glass door merchandiser, ideal for promotions or impulse new products. Designed for places with limited space.

FEATURES:

- **Efficient Refrigeration**

R290A refrigerant, combined with a compressor, keeps your food and beverages stay chilled and ready for sale

- **Electronic Temperature Controller**

Assures the optimal performance of the cooler, delivering product temperature ideal for consumption.

- **Sleek Design**

This unit features a sturdy frame crafted from black painted steel, designed to complement any environment. Its clear glass door provides full visibility of the contents while maintaining a tight seal to conserve energy and keep cold air inside.

Telephone: 1-800-465-0234

Fax: (905) 607-0234

Email: sales@omcan.com

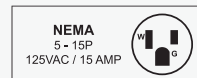
Website: www.omcan.com



Authorized Dealer

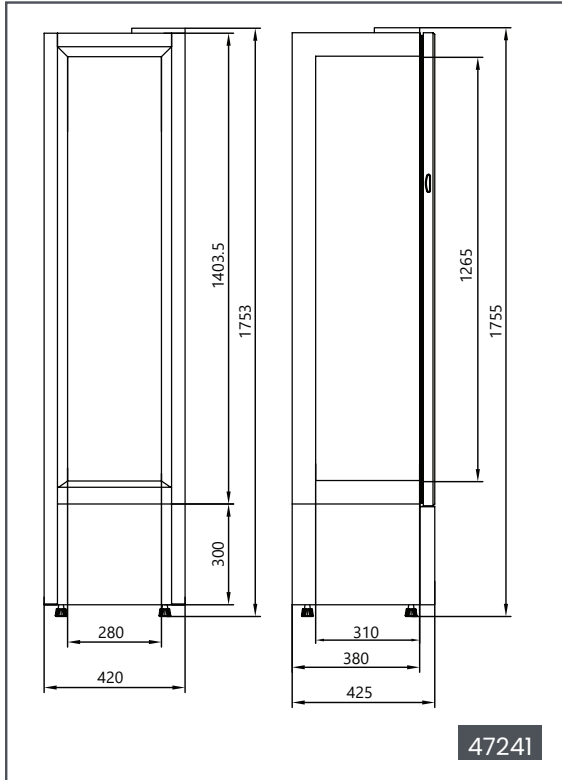


1 YEAR
WARRANTY
PARTS AND LABOUR

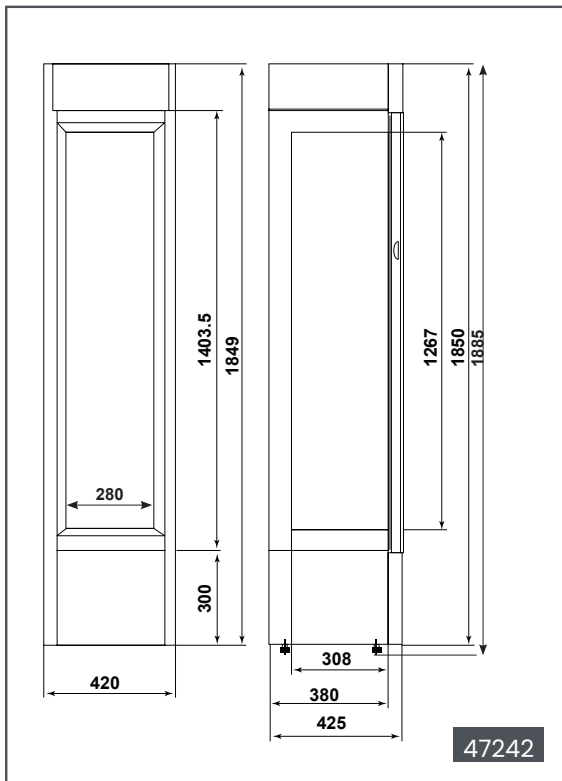


TECHNICAL DRAWING

measurements are in millimeters (mm)



47241



47242

TECHNICAL SPECIFICATION

Features	Standard	With Top Lightbox
Item	47241	47242
Model	FR-CN-0105	FR-CN-0105B
Capacity	3.7 cu.ft. (105L)	
Number of Doors	1 Swing Door - Glass Door	
Number of Shelves	8	
Shelf Capacity	33 lb. (15 kg.)	
Shelf Material	Metal	
Interior Material	ABS	
Exterior Material	Metal plate	
Number of Casters	NO	
Power	180W	
Power Consumption	2300Wh/24h	
Electrical	110V / 60Hz / 1Ph	
Temperature Controller	Digital Controller	
Temperature Range	Subzero 18°C (64°F) to Subzero 20°C (68°F)	
Refrigerant	R290A	
Defrosting	Manual	
Interior Dimensions (WDH)	11" x 12" x 50" (280 x 310 x 1265 mm)	
Net Weight	121 lb. (55 kg.)	143lb. (65kg.)
Net Dimensions (WDH)	16.5" x 17" x 69" (420 x 430 x 1755 mm)	16.5" x 17" x 74.2" (420 x 425 x 1885 mm)
Gross Weight	127.9 lb. (58kg.)	154lb. (70kg.)
Gross Dimensions (WDH)	20" x 21" x 71" (502 x 529 x 1814mm)	20" x 21" x 77" (502 x 529 x 1959 mm)